


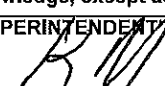


QUALITY CONTROL REPORT-BUCKET/PIPELINE										PAGE NO. 1	
CONTRACT NO. W9127 8-D-0-103		CONTRACT TITLE Maintenance Dredge BW & T				CONTRACTOR Mike Hooks/Coastal Dredging				REPORT NO. 34	
CHARACTER OF REPORT		<input type="checkbox"/> MAINTENANCE <input type="checkbox"/> NEW WORK <input type="checkbox"/> ENVIRONMENTAL								DATE 07/01/2019	
DREDGE		NAME AND TYPE Coastal Rose DSC 18" Shark				SHIFTS PER DAY 2		DAYS PER WEEK 7			
		SIZE		HORSEPOWER		NO. OF CREW MEMBERS					
		PIPELINE 18"	DIPPER OR BUCKET	DREDGE PUMP 1200	SUCTION PIPE JET	CUTTER OR BUCKET 300 H.P.	DREDGE 15	SHORE 4	OTHER	TOTAL 19	
LOCATION/CHANNEL OF WORK											
LOCATION OF WORK		REACH DREDGED; STATION TO STATION 29+34 to 31+09			DISPOSAL AREA USED Coffeerville AC		QTY DEPOSITED GROSS (CY) 4537		CUMMULATIVE AND QTY DEPOSIT FOR DA (CY) 4083		
CHARACTER OF MATERIAL (%)		GRAVEL	SAND 95	CLAY	MUD	SILT	HARDPAN	STONE	SHELL	OTHER 5 rock	
CHANNEL CONDITION		AVERAGE DEPTH			BEFORE DREDGING			AFTER DREDGING			
RIVER/TIDE STAGE		MIN 3.6		TIME		MAX 3.6		TIME		GAGE LOCATION	
		MIN		TIME		MAX		TIME		GAGE DATUM	
WEATHER CONDITION		WEATHER Clear			TEMP (min/max) 79/96		VISIBILITY 2m		WIND		
WORK PERFORMED						DISTRIBUTION OF WORK					
ITEM		UNIT		QUANTITY		EFFECTIVE WORKING TIME (CHARGEABLE TO COST OF WORK)				HR.	MIN.
AVL E WIDTH OF CUT		FT		140		PUMPING OR DREDGING				21	04
TOTAL ADVANCE THIS PERIOD		FT		175		PCT OF EFFECTIVE TIME					
TOTAL ADVANCE PREVIOUSLY		FT		6097		BOOSTER (IN LINE)					
TOTAL ADVANCE TO DATE		FT		6272		NON-EFFECTIVE WORKING TIME (CHARGEABLE COST OF WORK)					
SCOWS LOADED		NUMBER				HANDLING PIPE LINES				0	35
AVERAGE LOAD PER SCOW		CY				HANDLING ANCHOR LINES					
FLOATING PIPE		SHORE PIPE		SUBMERGED PIPE		CLEARING PUMP AND PUMP LINES				2	01
TOTAL LENGTH OF DISCHARGE PIPE		FT		0		CLEARING CUTTER AND SUCTION HEAD					
CUBIC YARDS REMOVED		GROSS		CREDITED		WAITING FOR SCOWS					
AMOUNT DREDGE THIS DATE		4537		4083		TO AND FROM WHARF OR ANCHORAGE					
AMOUNT PREVIOUSLY REPORTED		62396		56158		CHANGING LOCATION OF PLANT ON JOB					
TOTAL AMOUNT DREDGED TO DATE		66933		60241		LOSS DUE TO OPPOSING NATURAL ELEMENTS					
AMOUNT DREDGED PER PUMPING CUTTING HR						SHORE LINE AND SHORE WORK					
OPERATING SUPPLIES						WAITING FOR BOOSTER					
COMMODITY		CONSUMED		CREDITED		MINOR OPERATING REPAIRS (EXPLAIN IN REMARKS)					
ITEM	UNIT	QUANTITY		QUANTITY		WAITING FOR ATTENDANT PLANT					
FUEL	BBL					PREPARATION AND MAKING UP TOW					
ELECTRICITY	KW					TRANSFERRING PLANT BETWEEN WORKS					
LUBRICANTS	GAL					LAY TIME OFF SHIFT AND SATURDAYS					
MOB DATE	DREDGE START	DEMOB DATE				SUNDAYS AND HOLIDAYS					
						FIRE DRILL					
						MOVING OUT OF WAY OF TRAFFIC					
						MISCELLANEOUS (EXPLAIN IN REMARKS)					
						TOTAL NON-EFFECTIVE TIME					
						PCT. OF NON-EFFECTIVE					
						TOTAL EFFECTIVE AND NON-EFFECTIVE TIME (CHARGEABLE TO COST OF WORK)					



QUALITY CONTROL REPORT-BUCKET/PIPELINE						PAGE NO.	
CONTRACT NO.		CONTRACT TITLE		CONTRACTOR		REPORT NO.	
W91278-18-D-0-103		Maintenance Dredge BW & T		Mike Hooks/Coastal Dredging		34	
DREDGE						DATE 07/01/2019	
ATTENDANT PLANT				LOST TIME (NOT CHARGEABLE TO COST OF WORK)			
ITEM	NAME OR NUMBER	H.P.	HOURS			HR	MIN
				MAJOR REPAIRS			
				CESSATION			
				COLLISIONS			
				MISCELLANEOUS			20
				TOTAL LOST TIME			
				PERCENTAGE OF TOTAL TIME			
				TOTAL TIME IN PERIOD			
QC NARRATIVE(S) GENERAL COMMENTS							
SAFETY							
CONF. FOR CERTIFICATION		On behalf of the contractor, I certify that this Report is complete and correct and all equipment and material used and work performed during this Reporting period are in compliance with the contract plans and specifications, to the best of my knowledge, except as noted above.					
QC REPRESENTATIVE'S SIGNATURE		DATE		SUPERINTENDENT'S INITIALS		DATE	
		07/02/2019				7/2/19	

QUALITY CONTROL REPORT-BUCKET/PIPELINE										PAGE NO. 1	
CONTRACT NO. W91278-18-D-0-103		CONTRACT TITLE Maintenance Dredge BW & T				CONTRACTOR Mike Hooks/Coastal Dredging				REPORT NO. 35	
CHARACTER OF REPORT		<input type="checkbox"/> MAINTENANCE <input type="checkbox"/> NEW WORK <input type="checkbox"/> ENVIRONMENTAL								DATE 07/02/2019	
DREDGE		NAME AND TYPE Coastal Rose DSC 18" Shark				SHIFTS PER DAY 2		DAYS PER WEEK 7			
		SIZE		HORSEPOWER		NO. OF CREW MEMBERS					
		PIPELINE 18"	DIPPER OR BUCKET	DREDGE PUMP 1200	SUCTION PIPE JET	CUTTER OR BUCKET 300 H.P.	DREDGE 15	SHORE 4	OTHER	TOTAL 19	
LOCATION/CHANNEL OF WORK											
LOCATION OF WORK		REACH DREDGED; STATION TO STATION			DISPOSAL AREA USED 1		QTY DEPOSITED GROSS (CY)		CUMMULATIVE AND QTY DEPOSIT FOR DA (CY)		
CHARACTER OF MATERIAL (%)		GRAVEL	SAND 95	CLAY	MUD	SILT	HARDPAN	STONE	SHELL	OTHER 5 rock	
CHANNEL CONDITION		AVERAGE DEPTH			BEFORE DREDGING			AFTER DREDGING			
TIDE		MIN		TIME 3.2		MAX 3.2		TIME		GAGE LOCATION	
		MIN		TIME		MAX		TIME		GAGE DATUM	
WEATHER CONDITION		WEATHER Clear/Rain			TEMP (min/max) 78/95		VISIBILITY 2m		WIND		
WORK PERFORMED						DISTRIBUTION OF WORK					
ITEM		UNIT		QUANTITY		EFFECTIVE WORKING TIME (CHARGEABLE TO COST OF WORK)				HR.	MIN.
AVERAGE WIDTH OF CUT		FT		120		PUMPING OR DREDGING				13	32
TOTAL ADVANCE THIS PERIOD		FT		100		PCT OF EFFECTIVE TIME					
TOTAL ADVANCE PREVIOUSLY		FT		6272		BOOSTER (IN LINE)					
TOTAL ADVANCE TO DATE		FT		6372		NON-EFFECTIVE WORKING TIME (CHARGEABLE COST OF WORK)					
SCOWS LOADED		NUMBER				HANDLING PIPE LINES					
AVERAGE LOAD PER SCOW		CY				HANDLING ANCHOR LINES				1	7
FLOATING PIPE		SHORE PIPE		SUBMERGED PIPE		CLEARING PUMP AND PUMP LINES				6	21
TOTAL LENGTH OF DISCHARGE PIPE		FT		0		CLEARING CUTTER AND SUCTION HEAD					
CUBIC YARDS REMOVED		GROSS		CREDITED		WAITING FOR SCOWS					
AMOUNT THIS DATE		2007		1807		TO AND FROM WHARF OR ANCHORAGE					
AMOUNT PREVIOUSLY REPORTED		66933		60241		CHANGING LOCATION OF PLANT ON JOB				1	45
TOTAL AMOUNT DREDGED TO DATE		68940		62048		LOSS DUE TO OPPOSING NATURAL ELEMENTS					
AMOUNT DREDGED PER PUMPING/CUTTING HR		133		133		SHORE LINE AND SHORE WORK					
OPERATING SUPPLIES						WAITING FOR BOOSTER					
COMMODITY		CONSUMED		CREDITED		MINOR OPERATING REPAIRS (EXPLAIN IN REMARKS)					
ITEM	UNIT	QUANTITY		QUANTITY		WAITING FOR ATTENDANT PLANT					
FUEL	BBL					PREPARATION AND MAKING UP TOW					
ELECTRICITY	KW					TRANSFERRING PLANT BETWEEN WORKS					
LUBRICANTS	GAL					LAY TIME OFF SHIFT AND SATURDAYS					
MOB DATE	DREDGE START		DEMOB DATE		SUNDAYS AND HOLIDAYS						
						FIRE DRILL					
						MOVING OUT OF WAY OF TRAFFIC					
						MISCELLANEOUS (EXPLAIN IN REMARKS)					
						TOTAL NON-EFFECTIVE TIME					
						PCT. OF NON-EFFECTIVE					
						TOTAL EFFECTIVE AND NON-EFFECTIVE TIME (CHARGEABLE TO COST OF WORK)					

QUALITY CONTROL REPORT-BUCKET/PIPELINE										PAGE NO. 1	
CONTRACT NO. W912 78-18-D-0-103		CONTRACT TITLE Maintenance Dredge BW & T				CONTRACTOR Mike Hooks/Coastal Dredging				REPORT NO. 36	
CHARACTER OF REPORT		<input checked="" type="checkbox"/> MAINTENANCE <input type="checkbox"/> NEW WORK <input type="checkbox"/> ENVIRONMENTAL						DATE 07/03/2019			
DREDGE		NAME AND TYPE Coastal Rose DSC 18" Shark				SHIFTS PER DAY 2		DAYS PER WEEK 7			
		SIZE		HORSEPOWER		NO. OF CREW MEMBERS					
		PIPELINE 18"	DIPPER OR BUCKET	DREDGE PUMP 1200	SUCTION PIPE JET	CUTTER OR BUCKET 300 H.P.	DREDGE 15	SHORE 4	OTHER	TOTAL 19	
LOCATION/CHANNEL OF WORK											
LOCATION OF WORK		REACH DREDGED; STATION TO STATION 27+71 to 26+76			DISPOSAL AREA USED Coffeerville AC		QTY DEPOSITED GROSS (CY) 2956		CUMMULATIVE AND QTY DEPOSIT FOR DA (CY) 21351		
CHARACTER OF MATERIAL (%)		GRAVEL 5	SAND 70	CLAY	MUD 20	SILT	HARDPAN	STONE	SHELL	OTHER 5 rock	
CHANNEL CONDITION		AVERAGE DEPTH			BEFORE DREDGING 7			AFTER DREDGING 13			
RIVER/TIDE STAGE		MIN 2.1		TIME		MAX 3.3		TIME		GAGE LOCATION	
		MIN		TIME		MAX		TIME		GAGE DATUM msl	
WEATHER CONDITION		WEATHER Partly Cloudy			TEMP (min/max) 70/93		VISIBILITY Clear		WIND light and variable		
WORK PERFORMED						DISTRIBUTION OF WORK					
ITEM		UNIT		QUANTITY		EFFECTIVE WORKING TIME (CHARGEABLE TO COST OF WORK)				HR.	MIN.
AVERAGE WIDTH OF CUT		FT		140		PUMPING OR DREDGING				14	01
TOTAL ADVANCE THIS PERIOD		FT		95		PCT OF EFFECTIVE TIME					
TOTAL ADVANCE PREVIOUSLY		FT		6372		BOOSTER (IN LINE)					
TOTAL ADVANCE TO DATE		FT		6467		NON-EFFECTIVE WORKING TIME (CHARGEABLE COST OF WORK)					
SCOWS LOADED		NUMBER				HANDLING PIPE LINES				1	00
AVERAGE LOAD PER SCOW		CY				HANDLING ANCHOR LINES					47
						CLEARING PUMP AND PUMP LINES				7	12
						CLEARING CUTTER AND SUCTION HEAD					18
FLOATING PIPE 1250		SHORE PIPE 750		SUBMERGED PIPE		WAITING FOR SCOWS					
TOTAL LENGTH OF DISCHARGE PIPE		FT		2000		TO AND FROM WHARF OR ANCHORAGE					
CUBIC YARDS REMOVED		GROSS		CREDITED		CHANGING LOCATION OF PLANT ON JOB					
AMOUNT DREDGE THIS DATE		2956		2660		LOSS DUE TO OPPOSING NATURAL ELEMENTS					
AMOUNT PREVIOUSLY REPORTED		68940		62048		SHORE LINE AND SHORE WORK					
TOTAL AMOUNT DREDGED TO DATE		71896		64708		WAITING FOR BOOSTER					
AMOUNT DREDGED PER PUMPING/CUTTING HR		211		190		MINOR OPERATING REPAIRS (EXPLAIN IN REMARKS)					
						WAITING FOR ATTENDANT PLANT					
						PREPARATION AND MAKING UP TOW					
						TRANSFERRING PLANT BETWEEN WORKS					
COMMODITY		CONSUMED		CREDITED		LAY TIME OFF SHIFT AND SATURDAYS					
ITEM		UNIT		QUANTITY		SUNDAYS AND HOLIDAYS					
FUEL		BBL				FIRE DRILL					
ELECTRICITY		KW				MOVING OUT OF WAY OF TRAFFIC					
LUBRICANTS		GAL				MISCELLANEOUS (EXPLAIN IN REMARKS)					
						TOTAL NON-EFFECTIVE TIME				9	17
						PCT. OF NON-EFFECTIVE					
MOB DATE		DREDGE START		DEMOB DATE		TOTAL EFFECTIVE AND NON-EFFECTIVE TIME (CHARGEABLE TO COST OF WORK)				23	18

QUALITY CONTROL REPORT-BUCKET/PIPELINE					PAGE NO. 2	
CONTRACT NO. W912 78-18-D-0-103		CONTRACT TITLE Maintenance Dredge BW & T		CONTRACTOR Mike Hooks/Coastal Dredging		REPORT NO. 36
DREDGE						DATE 07/03/2019
ATTENDANT PLANT				LOST TIME (NOT CHARGEABLE TO COST OF WORK)		
ITEM	NAME OR NUMBER	H.P.	HOURS		HR	MIN
				MAJOR REPAIRS		
				CESSATION		
				COLLISIONS		
				MISCELLANEOUS		42
				TOTAL LOST TIME		
				PERCENTAGE OF TOTAL TIME		
				TOTAL TIME IN PERIOD		42
<p>QC NARRATIVE(S)</p> <p>GENERAL COMMENTS</p> <p>lost time of 32min to add packing to main pump and 10min for washout during crew change. Removed 500' of shore pipe. Weir boxes monitored and flow is normal</p> <p>SAFETY</p>						
CONTRACTOR CERTIFICATION		On behalf of the contractor, I certify that this Report is complete and correct and all equipment and material used and work performed during this Reporting period are in compliance with the contract plans and specifications, to the best of my knowledge, except as noted above.				
QC RE	REPRESENTATIVE'S SIGNATURE	DATE	SUPERINTENDENT'S INITIALS		DATE	
		7/04/2019			7/04/2019	

QUALITY CONTROL REPORT-BUCKET/PIPELINE										PAGE NO. 1	
CONTRACT NO. W912 78-18-D-0-103		CONTRACT TITLE Maintenance Dredge BW & T				CONTRACTOR Mike Hooks/Coastal Dredging				REPORT NO. 37	
CHARACTER OF REPORT		<input checked="" type="checkbox"/> MAINTENANCE <input type="checkbox"/> NEW WORK <input type="checkbox"/> ENVIRONMENTAL								DATE 07/04/2019	
DREDGE		NAME AND TYPE Coastal Rose DSC 18" Shark				SHIFTS PER DAY 2		DAYS PER WEEK 7			
		SIZE		HORSEPOWER		NO. OF CREW MEMBERS					
		PIPELINE 18"	DIPPER OR BUCKET	DREDGE PUMP 1200	SUCTION PIPE JET	CUTTER OR BUCKET 300 H.P.	DREDGE 15	SHORE 4	OTHER	TOTAL 19	
LOCATION/CHANNEL OF WORK											
LOCATION OF WORK		REACH DREDGED; STATION TO STATION 26+76 to 25+63			DISPOSAL AREA USED Coffeerville AC		QTY DEPOSITED GROSS (CY) 2344		CUMMULATIVE AND QTY DEPOSIT FOR DA (CY) 23695		
CHARACTER OF MATERIAL (%)		GRAVEL 5	SAND 70	CLAY	MUD 20	SILT	HARDPAN	STONE	SHELL	OTHER 5 rock	
CHANNEL CONDITION		AVERAGE DEPTH			BEFORE DREDGING 7			AFTER DREDGING 11			
RIVER/TIDE STAGE		MIN 2.9		TIME		MAX 3.0		TIME		GAGE LOCATION	
		MIN		TIME		MAX		TIME		GAGE DATUM msl	
WEATHER CONDITION		WEATHER Clear			TEMP (min/max) 75/91		VISIBILITY Clear		WIND Calm		
WORK PERFORMED						DISTRIBUTION OF WORK					
ITEM		UNIT		QUANTITY		EFFECTIVE WORKING TIME (CHARGEABLE TO COST OF WORK)				HR.	MIN.
AVERAGE WIDTH OF CUT		FT		140		PUMPING OR DREDGING				18	07
TOTAL ADVANCE THIS PERIOD		FT		113		PCT OF EFFECTIVE TIME					
TOTAL ADVANCE PREVIOUSLY		FT		6467		BOOSTER (IN LINE)					
TOTAL ADVANCE TO DATE		FT		6580		NON-EFFECTIVE WORKING TIME (CHARGEABLE COST OF WORK)					
SCOWS LOADED		NUMBER				HANDLING PIPE LINES					
AVERAGE LOAD PER SCOW		CY				HANDLING ANCHOR LINES					10
						CLEARING PUMP AND PUMP LINES				3	38
						CLEARING CUTTER AND SUCTION HEAD				1	50
FLOATING PIPE 1250		SHORE PIPE 750		SUBMERGED PIPE		WAITING FOR SCOWS					
TOTAL LENGTH OF DISCHARGE PIPE		FT		2000		TO AND FROM WHARF OR ANCHORAGE					
CUBIC YARDS REMOVED		GROSS		CREDITED		CHANGING LOCATION OF PLANT ON JOB					
AMOUNT DREDGE THIS DATE		2344		2109		LOSS DUE TO OPPOSING NATURAL ELEMENTS					
AMOUNT PREVIOUSLY REPORTED		71896		64708		SHORE LINE AND SHORE WORK					
TOTAL AMOUNT DREDGED TO DATE		74240		66817		WAITING FOR BOOSTER					
AMOUNT DREDGED PER PUMPING/CUTTING HR		129		116		MINOR OPERATING REPAIRS (EXPLAIN IN REMARKS)					
						WAITING FOR ATTENDANT PLANT					
						PREPARATION AND MAKING UP TOW					
						TRANSFERRING PLANT BETWEEN WORKS					
COMMODITY		CONSUMED		CREDITED		LAY TIME OFF SHIFT AND SATURDAYS					
ITEM		UNIT		QUANTITY		SUNDAYS AND HOLIDAYS					
FUEL		BBL				FIRE DRILL					
ELECTRICITY		KW				MOVING OUT OF WAY OF TRAFFIC					
LUBRICANTS		GAL				MISCELLANEOUS (EXPLAIN IN REMARKS)					
						TOTAL NON-EFFECTIVE TIME				5	38
						PCT. OF NON-EFFECTIVE					
MOB DATE		DREDGE START		DEMOB DATE		TOTAL EFFECTIVE AND NON-EFFECTIVE TIME (CHARGEABLE TO COST OF WORK)				23	45

QUALITY CONTROL REPORT-BUCKET/PIPELINE					PAGE NO. 2	
CONTRACT NO.		CONTRACT TITLE		CONTRACTOR		REPORT NO.
W912 78-18-D-0-103		Maintenance Dredge BW & T		Mike Hooks/Coastal Dredging		37
DREDGE						DATE 07/04/2019
ATTENDANT PLANT				LOST TIME (NOT CHARGEABLE TO COST OF WORK)		
ITEM	NAME OR NUMBER	H.P.	HOURS		HR	MIN
				MAJOR REPAIRS		
				CESSATION		
				COLLISIONS		
				MISCELLANEOUS		15
				TOTAL LOST TIME		
				PERCENTAGE OF TOTAL TIME		
				TOTAL TIME IN PERIOD		15
<p>QC NARRATIVE(S) GENERAL COMMENTS Misc lost time 15min to adjust port swing sheave. Raised ladder 1.5' approx sta 26+50 due to rocks. Raised another 6" at sta 25+89 due to rocks</p> <p>SAFETY One crew member given reminder to wear life vest while on dredge outside of safety rail (on ladder). Derrick Kendrick stated he noticed a crew member in engine room without ear protection.</p>						
CONTRACTOR CERTIFICATION		On behalf of the contractor, I certify that this Report is complete and correct and all equipment and material used and work performed during this Reporting period are in compliance with the contract plans and specifications, to the best of my knowledge, except as noted above.				
QC REPRESENTATIVE'S SIGNATURE		DATE		SUPERINTENDENT'S INITIALS		DATE
		7/05/2019				7/05/2019

Contractors Quality Control Report (QRC)
Daily Log of Construction

Report No. 37
Date: 7/04/2019


GENERAL COMMENTS:

Casual discussion between Fred Davis, Keith Marks, and Mike Capuano regarding current dredge location. Dredge hitting rock at 10-10.5'. Corp may ask area to be re-swept at 100% time. Determination to be made in the coming days.

Derrick Kendricks (COR) visited the jobsite for preparatory phase meeting on St Elmo cut. Discharge on west bank is an option. Must manage discharge to prevent material from flowing back into channel. Regarding safety; Landing barge needs to be adjusted, trash to be picked up, he noticed no one was wearing ear protection in the engine room and a coupling guard missing in engine room. Stop logs at lock are to be removed 7/5/19 and traffic could resume as early as 7/5/19.

Derrick also affirmed earlier discussion regarding dredge encountering rock at current location. He said to make a note of station where dredge is hitting rock and approved adjusting digging depth accordingly so we do not damage the equipment (cutterhead).

Dumpster was delivered and trash on site was placed in dumpster. Landing barge was relocated.

Two handwritten signatures are present at the bottom of the page. The signature on the left is 'Mike Capuano' and the signature on the right is 'Keith Marks'.

QUALITY CONTROL REPORT-BUCKET/PIPELINE										PAGE NO. 1	
CONTRACT NO. W912 78-18-D-0-103		CONTRACT TITLE Maintenance Dredge BW & T				CONTRACTOR Mike Hooks/Coastal Dredging				REPORT NO. 38	
CHARACTER OF REPORT		<input checked="" type="checkbox"/> MAINTENANCE <input type="checkbox"/> NEW WORK <input type="checkbox"/> ENVIRONMENTAL						DATE 07/05/2019			
DREDGE		NAME AND TYPE Coastal Rose DSC 18" Shark				SHIFTS PER DAY 2		DAYS PER WEEK 7			
		SIZE		HORSEPOWER		NO. OF CREW MEMBERS					
		PIPELINE 18"	DIPPER OR BUCKET	DREDGE PUMP 1200	SUCTION PIPE JET	CUTTER OR BUCKET 300 H.P.	DREDGE 15	SHORE 4	OTHER	TOTAL 19	
LOCATION/CHANNEL OF WORK											
LOCATION OF WORK		REACH DREDGED; STATION TO STATION 25+63 to 25_68 & 22+00 to 23+80			DISPOSAL AREA USED Coffeeville AC		QTY DEPOSITED GROSS (CY)		CUMMULATIVE AND QTY DEPOSIT FOR DA (CY) 23695		
CHARACTER OF MATERIAL (%)		GRAVEL 5	SAND 70	CLAY	MUD	SILT 20	HARDPAN	STONE	SHELL	OTHER 5 rock	
CHANNEL CONDITION		AVERAGE DEPTH			BEFORE DREDGING 7			AFTER DREDGING 11			
RIVER/TIDE STAGE		MIN 2.6		TIME		MAX 3.1		TIME		GAGE LOCATION	
		MIN		TIME		MAX		TIME		GAGE DATUM msl	
WEATHER CONDITION		WEATHER Clear			TEMP (min/max) 75/97		VISIBILITY Clear		WIND light and variable		
WORK PERFORMED						DISTRIBUTION OF WORK					
ITEM		UNIT		QUANTITY		EFFECTIVE WORKING TIME (CHARGEABLE TO COST OF WORK)				HR.	MIN.
AVERAGE WIDTH OF CUT		FT		140		PUMPING OR DREDGING				15	05
TOTAL ADVANCE THIS PERIOD		FT		215		PCT OF EFFECTIVE TIME					
TOTAL ADVANCE PREVIOUSLY		FT		6580		BOOSTER (IN LINE)					
TOTAL ADVANCE TO DATE		FT		6795		NON-EFFECTIVE WORKING TIME (CHARGEABLE COST OF WORK)					
SCOWS LOADED		NUMBER				HANDLING PIPE LINES					
AVERAGE LOAD PER SCOW		CY				HANDLING ANCHOR LINES					25
FLOATING PIPE 500 SHORE PIPE 500 SUBMERGED PIPE						CLEARING PUMP AND PUMP LINES				3	22
TOTAL LENGTH OF DISCHARGE PIPE FT 1000						CLEARING CUTTER AND SUCTION HEAD					
CUBIC YARDS REMOVED		GROSS		CREDITED		WAITING FOR SCOWS					
AMOUNT DREDGE THIS DATE		2059		1853		TO AND FROM WHARF OR ANCHORAGE					
AMOUNT PREVIOUSLY REPORTED		74240		66817		CHANGING LOCATION OF PLANT ON JOB				3	55
TOTAL AMOUNT DREDGED TO DATE		76299		68670		LOSS DUE TO OPPOSING NATURAL ELEMENTS					
AMOUNT DREDGED PER PUMPING/CUTTING HR		137		123		SHORE LINE AND SHORE WORK					
OPERATING SUPPLIES						WAITING FOR BOOSTER					
COMMODITY		CONSUMED		CREDITED		MINOR OPERATING REPAIRS (EXPLAIN IN REMARKS)					
ITEM	UNIT	QUANTITY		QUANTITY		WAITING FOR ATTENDANT PLANT					
FUEL	BBL					PREPARATION AND MAKING UP TOW					
ELECTRICITY	KW					TRANSFERRING PLANT BETWEEN WORKS					
LUBRICANTS	GAL					LAY TIME OFF SHIFT AND SATURDAYS					
MOB DATE	DREDGE START		DEMOB DATE		SUNDAYS AND HOLIDAYS						
						FIRE DRILL					
						MOVING OUT OF WAY OF TRAFFIC					
						MISCELLANEOUS (EXPLAIN IN REMARKS)					
						TOTAL NON-EFFECTIVE TIME				7	42
						PCT. OF NON-EFFECTIVE					
						TOTAL EFFECTIVE AND NON-EFFECTIVE TIME (CHARGEABLE TO COST OF WORK)				22	47

QUALITY CONTROL REPORT-BUCKET/PIPELINE				PAGE NO. 2	
CONTRACT NO. W912 78-18-D-0-103		CONTRACT TITLE Maintenance Dredge BW & T		CONTRACTOR Mike Hooks/Coastal Dredging	
DREDGE				REPORT NO. 38	
				DATE 07/05/2019	
ATTENDANT PLANT				LOST TIME (NOT CHARGEABLE TO COST OF WORK)	
ITEM	NAME OR NUMBER	H.P.	HOURS		
				MAJOR REPAIRS	1 03
				CESSATION	
				COLLISIONS	
				MISCELLANEOUS	10
				TOTAL LOST TIME	
				PERCENTAGE OF TOTAL TIME	
				TOTAL TIME IN PERIOD	1 13


QC NARRATIVE(S)

GENERAL COMMENTS

Relocated dredge to south end of cut digging upstream. Removed 1000' of pipeline. Encountering rocks at 11' in channel and at 10' in west toe. Lost time for major repairs 1hr 3min to stop cutter drive leak and 10min misc to service dredge. Levermen are not completing their logs correctly numerous instruction, training, & examples.

SAFETY

All crew members observed wearing required ppe.
Pipeline inspected and is free of leaks and has adequate floatation.

CONTRACTOR CERTIFICATION		On behalf of the contractor, I certify that this Report is complete and correct and all equipment and material used and work performed during this Reporting period are in compliance with the contract plans and specifications, to the best of my knowledge, except as noted above.			
QC RE	SENTATIVE'S SIGNATURE	DATE	SUPERINTENDENT'S INITIALS	DATE	
		7/06/2019	KM	7/06/2019	

Contractors Quality Control Report (QRC)
Daily Log of Construction

Report No. 38
Date: 7/05/2019

GENERAL COMMENTS:

St Elmo DA elevation is 45' as of 1998 per Fred Davis. Keith Marks requested an updated elevation measurement.

Casual discussion regarding St Elmo cut. Fred stated there should be a lot of pea gravel.

Dredge stopped at sta. 25+28 and relocated to sta 22+00 digging upstream. 1000' of pipeline removed. Fred requested double red lights to be put back on at shore connection before sunset.

Rocks/hard bottom @ 11.5' starting at sta. 22+00. Rocks continue thru this section and are encountered at 10' in the west toe as the cut block widens.

Lever men have been instructed, trained, and re-trained numerous times with examples of how the lever logs are to be filled out. Levermen are not complying. Required information is missing or contradicting.


A large, stylized handwritten signature in black ink, likely belonging to Fred Davis, the person mentioned in the text.A handwritten signature in black ink, likely belonging to Keith Marks, who is mentioned in the text as having requested an updated elevation measurement.

QUALITY CONTROL REPORT-BUCKET/PIPELINE										PAGE NO. 1	
CONTRACT NO. W912 18-D-0-103		CONTRACT TITLE Maintenance Dredge BW & T				CONTRACTOR Mike Hooks/Coastal Dredging				REPORT NO. 39	
CHARACTER OF REPORT		<input checked="" type="checkbox"/> MAINTENANCE <input type="checkbox"/> NEW WORK <input type="checkbox"/> ENVIRONMENTAL								DATE 07/06/2019	
DREDGE		NAME AND TYPE Coastal Rose DSC 18" Shark				SHIFTS PER DAY 2		DAYS PER WEEK 7			
		SIZE		HORSEPOWER		NO. OF CREW MEMBERS					
		PIPELINE 18"	DIPPER OR BUCKET	DREDGE PUMP 1200	SUCTION PIPE JET	CUTTER OR BUCKET 300 H.P.	DREDGE 15	SHORE 4	OTHER	TOTAL 19	
LOCATION/CHANNEL OF WORK											
LOCATION OF WORK		REACH DREDGED; STATION TO STATION 23+80 to 25+10			DISPOSAL AREA USED Coffeeville AC		QTY DEPOSITED GROSS (CY) 2359		CUMMULATIVE AND QTY DEPOSIT FOR DA (CY) 26054		
CHARACTER OF MATERIAL (%)		GRAVEL 5	SAND 70	CLAY	MUD 20	SILT	HARDPAN	STONE	SHELL	OTHER 5 rock	
CHANNEL CONDITION		AVERAGE DEPTH			BEFORE DREDGING 7.0			AFTER DREDGING 10.5			
RIVER/TIDE STAGE		MIN 1.9		TIME		MAX 2.1		TIME		GAGE LOCATION	
		MIN		TIME		MAX		TIME		GAGE DATUM msl	
WEATHER CONDITION		WEATHER Clear			TEMP (min/max) 75/95		VISIBILITY Clear		WIND light and variable		
WORK PERFORMED						DISTRIBUTION OF WORK					
ITEM		UNIT		QUANTITY		EFFECTIVE WORKING TIME (CHARGEABLE TO COST OF WORK)				HR.	MIN.
AVL E WIDTH OF CUT		FT		140		PUMPING OR DREDGING				18	21
TOTAL ADVANCE THIS PERIOD		FT		130		PCT OF EFFECTIVE TIME					
TOTAL ADVANCE PREVIOUSLY		FT		6795		BOOSTER (IN LINE)					
TOTAL ADVANCE TO DATE		FT		6925		NON-EFFECTIVE WORKING TIME (CHARGEABLE COST OF WORK)					
SCOWS LOADED		NUMBER				HANDLING PIPE LINES					
AVERAGE LOAD PER SCOW		CY				HANDLING ANCHOR LINES					20
						CLEARING PUMP AND PUMP LINES				2	30
						CLEARING CUTTER AND SUCTION HEAD					38
FLOATING PIPE 500		SHORE PIPE 500		SUBMERGED PIPE		WAITING FOR SCOWS					
TOTAL LENGTH OF DISCHARGE PIPE		FT		1000		TO AND FROM WHARF OR ANCHORAGE					
CUBIC YARDS REMOVED		GROSS		CREDITED		CHANGING LOCATION OF PLANT ON JOB					
AMOUNT DREDGE THIS DATE		2359		2123		LOSS DUE TO OPPOSING NATURAL ELEMENTS					
AMOUNT PREVIOUSLY REPORTED		76299		68670		SHORE LINE AND SHORE WORK					
TOTAL AMOUNT DREDGED TO DATE		78658		70793		WAITING FOR BOOSTER					
AMOUNT DREDGED PER PUMPING CUTTING HR		128		116		MINOR OPERATING REPAIRS (EXPLAIN IN REMARKS)					
						WAITING FOR ATTENDANT PLANT					
						PREPARATION AND MAKING UP TOW					
						TRANSFERRING PLANT BETWEEN WORKS					
COMMODITY		CONSUMED		CREDITED		LAY TIME OFF SHIFT AND SATURDAYS					
ITEM	UNIT	QUANTITY		QUANTITY		SUNDAYS AND HOLIDAYS					
FUEL	BBL					FIRE DRILL					
ELECTRICITY	KW					MOVING OUT OF WAY OF TRAFFIC					28
LUBRICANTS	GAL					MISCELLANEOUS (EXPLAIN IN REMARKS)					
						TOTAL NON-EFFECTIVE TIME				3	56
						PCT. OF NON-EFFECTIVE					
MOB DATE		DREDGE START		DEMOB DATE		TOTAL EFFECTIVE AND NON-EFFECTIVE TIME (CHARGEABLE TO COST OF WORK)				22	17

QUALITY CONTROL REPORT-BUCKET/PIPELINE					PAGE NO. 2	
CONTRACT NO. W912 78-18-D-0-103		CONTRACT TITLE Maintenance Dredge BW & T		CONTRACTOR Mike Hooks/Coastal Dredging		REPORT NO. 39
DREDGE						DATE 07/06/2019
ATTENDANT PLANT				LOST TIME (NOT CHARGEABLE TO COST OF WORK)		
ITEM	NAME OR NUMBER	H.P.	HOURS		HR	MIN
				MAJOR REPAIRS		35
				CESSATION		
				COLLISIONS		
				MISCELLANEOUS	1	08
				TOTAL LOST TIME		
				PERCENTAGE OF TOTAL TIME		
				TOTAL TIME IN PERIOD	1	43

QC REPRESENTATIVE(S)
GENERAL COMMENTS
 See supplement.

SAFETY
 All crew members were observed wearing required ppe. Pipeline inspected and deemed to have adequate floatation and lighting. No leaks observed.

CONTRACTOR CERTIFICATION		On behalf of the contractor, I certify that this Report is complete and correct and all equipment and material used and work performed during this Reporting period are in compliance with the contract plans and specifications, to the best of my knowledge, except as noted above.	
QC REPRESENTATIVE'S SIGNATURE 	DATE 7/06/2019	SUPERINTENDENT'S INITIALS KM	DATE 7/06/2019

Quality Control Report - Pipeline (4267)


Report No. 39
Date: 7/6/2019

GENERAL COMMENTS.

Lost time for major repairs to repair port sheave and dredge computer crashed. Misc lost time to service and fuel dredge.

Lever log shows missing and contradicting information from 13:12 to 14:46. Fred Davis attempted to record entire time period as 0%. Casual discussion regarding time referencing Derricks directive from July 1st advising time taken to prime the pump in excess of 30min will be considered excessive and recorded as 0%. I spoke to leverman and asked him to correct the missing information on the log. I advised Fred I am not going to allow records to be falsified to wrongly record 0% time when Coastal Dredging Co is entitled to paid time. Fred in turn accused me of falsifying records possibly as a defense mechanism to my previous statement. Discussion moved to lever room to further investigate. Leverman stated time beginning at 13:12 which is detailed as priming pump is incorrect and should read as dredging. Fred stated he remembered being in the lever room at 3:12 and remember when they finished cleaning the cutter at 3:12 they then tried to prime the pump. He did not know the time the dredge resumed digging. The dredge data log files (attached) show discharge pressure returning to 50psi at 13:30 and swing pressure active at 13:33 indicating the dredge has resumed normal operation. (Note dredge computer time zone is set to pacific time – 2hrs behind.) QA report also differs from QC report from 14:46 to 17:18.

As an observation in whole, the lever log as a quality control measure is lacking in detail and consistency.



Contractors Quality Control Report (QRC)
Daily Log of Construction

Report No. 39
Date: 7/06/2019

GENERAL COMMENTS:

Casual discussion between Mike Capuano, Keith Marks, and Fred Davis regarding missing information in lever log. Levermen to be instructed/trained again in proper logging of activities and time.

BD survey of St Elmo cut was done. DA at St Elmo was inspected. Weir box was found to have a hole on one side near the bottom and rotted steel on the other side near the bottom. Weir box appears to be undermined. Discussion regarding need to have repaired prior to start up. Email sent to prime contractor asking for clarification on who is responsible to repair prior to start up. Fred Davis stated he will get a couple sheets of steel delivered for Coastal Dredging Co to make the necessary repairs. Derrick Kendrick spoke to Fred Davis via phone call and instructed to dispose on west bank.

Est. 7,000 gallons of diesel was delivered.

Red USCG buoy deployed at toe of jetty shelf approx. sta 25+50 as instructed by Fred Davis.

Two handwritten signatures are present at the bottom of the page. The signature on the left is 'Mike Capuano' and the signature on the right is 'Keith Marks'.



QUALITY CONTROL REPORT-BUCKET/PIPELINE										PAGE NO. 1	
CONTRACT NO. W912 78-18-D-0-103		CONTRACT TITLE Maintenance Dredge BW & T				CONTRACTOR Mike Hooks/Coastal Dredging				REPORT NO. 40 revised	
CHARACTER OF REPORT		<input checked="" type="checkbox"/> MAINTENANCE <input type="checkbox"/> NEW WORK <input type="checkbox"/> ENVIRONMENTAL								DATE 07/07/2019	
DREDGE		NAME AND TYPE Coastal Rose DSC 18" Shark				SHIFTS PER DAY 2		DAYS PER WEEK 7			
		SIZE		HORSEPOWER		NO. OF CREW MEMBERS					
		PIPELINE 18"	DIPPER OR BUCKET	DREDGE PUMP 1200	SUCTION PIPE JET	CUTTER OR BUCKET 300 H.P.	DREDGE 15	SHORE 4	OTHER	TOTAL 19	
LOCATION/CHANNEL OF WORK											
LOCATION OF WORK		REACH DREDGED; STATION TO STATION 25+10 to 26+09			DISPOSAL AREA USED Coffeeville AC		QTY DEPOSITED GROSS (CY) 1797		CUMMULATIVE AND QTY DEPOSIT FOR DA (CY) 27851		
CHARACTER OF MATERIAL (%)		GRAVEL	SAND 80	CLAY	MUD	SILT 15	HARDPAN	STONE	SHELL	OTHER 5 rock	
CHANNEL CONDITION		AVERAGE DEPTH			BEFORE DREDGING			AFTER DREDGING			
RIVER/TIDE STAGE		MIN 1.9		TIME		MAX 2.2		TIME		GAGE LOCATION	
		MIN		TIME		MAX		TIME		GAGE DATUM msl	
WEATHER CONDITION		WEATHER Clear			TEMP (min/max) 75/93		VISIBILITY Clear		WIND light and variable		
WORK PERFORMED						DISTRIBUTION OF WORK					
ITEM		UNIT		QUANTITY		EFFECTIVE WORKING TIME (CHARGEABLE TO COST OF WORK)				HR.	MIN.
AVERAGE WIDTH OF CUT		FT		140		PUMPING OR DREDGING				15	50
TOTAL ADVANCE THIS PERIOD		FT		99		PCT OF EFFECTIVE TIME					
TOTAL ADVANCE PREVIOUSLY		FT		6925		BOOSTER (IN LINE)					
TOTAL ADVANCE TO DATE		FT		7024		NON-EFFECTIVE WORKING TIME (CHARGEABLE COST OF WORK)					
SC LOADED		NUMBER				HANDLING PIPE LINES					
AVERAGE LOAD PER SCOW		CY				HANDLING ANCHOR LINES					10
						CLEARING PUMP AND PUMP LINES					29
						CLEARING CUTTER AND SUCTION HEAD					09
FLOATING PIPE 500		SHORE PIPE 500		SUBMERGED PIPE		WAITING FOR SCOWS					
TOTAL LENGTH OF DISCHARGE PIPE		FT		1000		TO AND FROM WHARF OR ANCHORAGE					
CUBIC YARDS REMOVED		GROSS		CREDITED		CHANGING LOCATION OF PLANT ON JOB					
AMOUNT DREDGE THIS DATE		1797		1617		LOSS DUE TO OPPOSING NATURAL ELEMENTS					
AMOUNT PREVIOUSLY REPORTED		78658		70793		SHORE LINE AND SHORE WORK					
TOTAL AMOUNT DREDGED TO DATE		80455		72410		WAITING FOR BOOSTER					
AMOUNT DREDGED PER PUMPING/CUTTING HR		307		276		MINOR OPERATING REPAIRS (EXPLAIN IN REMARKS)					
						WAITING FOR ATTENDANT PLANT					
						PREPARATION AND MAKING UP TOW					
						TRANSFERRING PLANT BETWEEN WORKS					
COMMODITY		CONSUMED		CREDITED		LAY TIME OFF SHIFT AND SATURDAYS					
ITEM	UNIT	QUANTITY		QUANTITY		SUNDAYS AND HOLIDAYS					
FUEL	BBL					FIRE DRILL					
ELECT	KW					MOVING OUT OF WAY OF TRAFFIC					
LUBRICANTS	GAL					MISCELLANEOUS (EXPLAIN IN REMARKS)				1	22
MOB DATE		DREDGE START		DEMOB DATE		TOTAL NON-EFFECTIVE TIME				2	10
						PCT. OF NON-EFFECTIVE					
						TOTAL EFFECTIVE AND NON-EFFECTIVE TIME (CHARGEABLE TO COST OF WORK)				8	00

QUALITY CONTROL REPORT-BUCKET/PIPELINE					PAGE NO. 2	
CONTRACT NO. W912 78-18-D-0-103		CONTRACT TITLE Maintenance Dredge BW & T		CONTRACTOR Mike Hooks/Coastal Dredging		REPORT NO. 40 revised
DREDGE						DATE 07/07/2019
ATTENDANT PLANT				LOST TIME (NOT CHARGEABLE TO COST OF WORK)		
ITEM	NAME OR NUMBER	H.P.	HOURS		HR	MIN
				MAJOR REPAIRS		
				CESSATION		
				COLLISIONS		
				MISCELLANEOUS	16	00
				TOTAL LOST TIME		
				PERCENTAGE OF TOTAL TIME		
				TOTAL TIME IN PERIOD	16	00

QC NARRATIVE(S)
GENERAL COMMENTS
 Revised report to correct error in computing times. 100% time changed from 5hr 51min to 5hr 50min. 70% time changed from 2hr 09min to 2hr 10min.

SAFETY

CONTRACTOR CERTIFICATION
 On behalf of the contractor, I certify that this Report is complete and correct and all equipment and material used and work performed during this Reporting period are in compliance with the contract plans and specifications, to the best of my knowledge, except as noted above.

QC REPRESENTATIVE'S SIGNATURE  **DATE** 7/09/2019 **SUPERINTENDENT'S INITIALS**  **DATE** 7/09/2019

Contractors Quality Control Report (QRC)
Daily Log of Construction

Report No. 40
Date: 7/07/2019

GENERAL COMMENTS:

Fred Davis was provided with the dredge's data log file. Fred appeared to initially reject the data log file. When asked if he accepts or rejects the file he refused to directly answer the question. Fred later returned to the office and requested the data log file to be included in the daily reports.

Fred and Keith discussed the ramp at Jackson boat launch and disposal area barge at St Elmo. He landing barge is to be used as the spill barge with the J. Robb tender boat to move it around as dredging progresses. The gangway will be set in the vicinity of the rocks at the Jackson boat launch for ramp access.



Coffeerville cut finished at sta. 26+09 at 10:24. The dredge was moved out of channel and placed on standby waiting survey and clearance from QA. QA stated the AD surveys look good at 11:45. Per Fred Davis, Derrick Kendrick approves of surveys as well.

Fred requested a green USCG buoy to be placed across from the buoy already set at Coffeerville.



Fred Davis left the job site at 12:45. At approx.. 2pm, Keith Marks and Fred Davis spoke via phone. Fred asked how long it would take to get a spill barge at St Elmo.

A handwritten signature in black ink, appearing to read "Keith Marks", with a stylized, flowing script.

QUALITY CONTROL REPORT-BUCKET/PIPELINE										PAGE NO. 1	
CONTRACT NO. W912 78-18-D-0-103		CONTRACT TITLE Maintenance Dredge BW & T				CONTRACTOR Mike Hooks/Coastal Dredging				REPORT NO. 41	
CHARACTER OF REPORT		<input checked="" type="checkbox"/> MAINTENANCE <input type="checkbox"/> NEW WORK <input type="checkbox"/> ENVIRONMENTAL						DATE 07/08/2019			
DREDGE	NAME AND TYPE Coastal Rose					SHIFTS PER DAY 2		DAYS PER WEEK 7			
	SIZE		HORSEPOWER			NO. OF CREW MEMBERS					
	PIPELINE 18"	DIPPER OR BUCKET	DREDGE PUMP 1200	SUCTION PIPE JET	CUTTER OR BUCKET 300 H.P.	DREDGE 15	SHORE 4	OTHER	TOTAL 19		
LOCATION/CHANNEL OF WORK											
LOCATION OF WORK		REACH DREDGED; STATION TO STATION			DISPOSAL AREA USED St Elmo		QTY DEPOSITED GROSS (CY) 0		CUMMULATIVE AND QTY DEPOSIT FOR DA (CY) 0		
CHARACTER OF MATERIAL (%)		GRAVEL	SAND	CLAY	MUD	SILT	HARDPAN	STONE	SHELL	OTHER	
CHANNEL CONDITION		AVERAGE DEPTH			BEFORE DREDGING			AFTER DREDGING 13			
RIVER/TIDE STAGE	MIN	TIME			MAX	TIME			GAGE LOCATION		
	MIN	TIME			MAX	TIME			GAGE DATUM msl		
WEATHER CONDITION		WEATHER partly cloudy			TEMP (min/max) 75/92		VISIBILITY Clear		WIND light and variable		
WORK PERFORMED						DISTRIBUTION OF WORK					
ITEM	UNIT	QUANTITY		EFFECTIVE WORKING TIME (CHARGEABLE TO COST OF WORK)				HR.	MIN.		
AVERAGE WIDTH OF CUT	FT	140		PUMPING OR DREDGING							
TOTAL ADVANCE THIS PERIOD	FT	0		PCT OF EFFECTIVE TIME							
TOTAL ADVANCE PREVIOUSLY	FT	7024		BOOSTER (IN LINE)							
TOTAL ADVANCE TO DATE	FT	7024		NON-EFFECTIVE WORKING TIME (CHARGEABLE COST OF WORK)							
SCOWS LOADED	NUMBER			HANDLING PIPE LINES							
AVERAGE LOAD PER SCOW	CY			HANDLING ANCHOR LINES							
FLOATING PIPE SHORE PIPE SUBMERGED PIPE				CLEARING PUMP AND PUMP LINES							
				CLEARING CUTTER AND SUCTION HEAD							
TOTAL LENGTH OF DISCHARGE PIPE FT 0				WAITING FOR SCOWS							
CUBIC YARDS REMOVED GROSS CREDITED				TO AND FROM WHARF OR ANCHORAGE							
AMOUNT DREDGE THIS DATE 0 0				CHANGING LOCATION OF PLANT ON JOB							
AMOUNT PREVIOUSLY REPORTED 80455 72410				LOSS DUE TO OPPOSING NATURAL ELEMENTS							
TOTAL AMOUNT DREDGED TO DATE 80455 72410				SHORE LINE AND SHORE WORK							
AMOUNT DREDGED PER PUMPING/CUTTING HR 0 0				WAITING FOR BOOSTER							
OPERATING SUPPLIES				MINOR OPERATING REPAIRS (EXPLAIN IN REMARKS)							
				WAITING FOR ATTENDANT PLANT							
COMMODITY CONSUMED CREDITED				PREPARATION AND MAKING UP TOW							
ITEM	UNIT	QUANTITY		TRANSFERRING PLANT BETWEEN WORKS							
FUEL	BBL			LAY TIME OFF SHIFT AND SATURDAYS							
ELECTRICITY	KW			SUNDAYS AND HOLIDAYS							
LUBRICANTS	GAL			FIRE DRILL							
MOB DATE	DREDGE START		DEMOB DATE		MOVING OUT OF WAY OF TRAFFIC						
				MISCELLANEOUS (EXPLAIN IN REMARKS)							
				TOTAL NON-EFFECTIVE TIME							
				PCT. OF NON-EFFECTIVE							
				TOTAL EFFECTIVE AND NON-EFFECTIVE TIME (CHARGEABLE TO COST OF WORK)							

QUALITY CONTROL REPORT-BUCKET/PIPELINE					PAGE NO. 2	
CONTRACT NO. W912 78-18-D-0-103		CONTRACT TITLE Maintenance Dredge BW & T		CONTRACTOR Mike Hooks/Coastal Dredging		REPORT NO. 41
DREDGE						DATE 07/09/2019
ATTENDANT PLANT				LOST TIME (NOT CHARGEABLE TO COST OF WORK)		
ITEM	NAME OR NUMBER	H.P.	HOURS		HR	MIN
				MAJOR REPAIRS		
				CESSATION		
				COLLISIONS		
				MISCELLANEOUS	24	00
				TOTAL LOST TIME		
				PERCENTAGE OF TOTAL TIME		
				TOTAL TIME IN PERIOD	24	00
<p>QC NARRATIVE(S) GENERAL COMMENTS</p> <p>Intermediate mobilization to St Elmo. 1000' of pipeline removed from Coffeerville.</p> <p>SAFETY</p> <p>All crew members were observed wearing required ppe.</p>						
CONTRACTOR CERTIFICATION		On behalf of the contractor, I certify that this Report is complete and correct and all equipment and material used and work performed during this Reporting period are in compliance with the contract plans and specifications, to the best of my knowledge, except as noted above.				
QC REPRESENTATIVE'S SIGNATURE 		DATE 7/09/2019		SUPERINTENDENT'S INITIALS 		DATE 7/09/2019

QUALITY CONTROL REPORT-BUCKET/PIPELINE										PAGE NO. 1	
CONTRACT NO. W912 78-18-D-0-103		CONTRACT TITLE Maintenance Dredge BW & T				CONTRACTOR Mike Hooks/Coastal Dredging				REPORT NO. 42	
CHARACTER OF REPORT		<input checked="" type="checkbox"/> MAINTENANCE <input type="checkbox"/> NEW WORK <input type="checkbox"/> ENVIRONMENTAL								DATE 07/09/2019	
DREDGE		NAME AND TYPE Coastal Rose DSC 18" Shark				SHIFTS PER DAY 2		DAYS PER WEEK 7			
		SIZE		HORSEPOWER		NO. OF CREW MEMBERS					
		PIPELINE 18"	DIPPER OR BUCKET	DREDGE PUMP 1200	SUCTION PIPE JET	CUTTER OR BUCKET 300 H.P.	DREDGE 16	SHORE 4	OTHER	TOTAL 20	
LOCATION/CHANNEL OF WORK											
LOCATION OF WORK		REACH DREDGED; STATION TO STATION 20+18 to 19+50				DISPOSAL AREA USED St Elmo		QTY DEPOSITED GROSS (CY) 1190		CUMMULATIVE AND QTY DEPOSIT FOR DA (CY) 1190	
CHARACTER OF MATERIAL (%)		GRAVEL 60	SAND 40	CLAY	MUD	SILT	HARDPAN	STONE	SHELL	OTHER	
CHANNEL CONDITION		AVERAGE DEPTH				BEFORE DREDGING 9.7			AFTER DREDGING 13		
RIVER/TIDE STAGE		MIN 1.7		TIME		MAX 1.9		TIME		GAGE LOCATION	
		MIN		TIME		MAX		TIME		GAGE DATUM msl	
WEATHER CONDITION		WEATHER Mostly cloudy				TEMP (min/max) 75/95		VISIBILITY Clear		WIND N5-10	
WORK PERFORMED						DISTRIBUTION OF WORK					
ITEM		UNIT		QUANTITY		EFFECTIVE WORKING TIME (CHARGEABLE TO COST OF WORK)				HR.	MIN.
AVERAGE WIDTH OF CUT		FT		150		PUMPING OR DREDGING				8	29
TOTAL ADVANCE THIS PERIOD		FT		68		PCT OF EFFECTIVE TIME					
TOTAL ADVANCE PREVIOUSLY		FT		7024		BOOSTER (IN LINE)					
TOTAL ADVANCE TO DATE		FT		7092		NON-EFFECTIVE WORKING TIME (CHARGEABLE COST OF WORK)					
SCOWS LOADED		NUMBER				HANDLING PIPE LINES					
AVERAGE LOAD PER SCOW		CY				HANDLING ANCHOR LINES					
						CLEARING PUMP AND PUMP LINES				1	34
						CLEARING CUTTER AND SUCTION HEAD					
FLOATING PIPE 1500'		SHORE PIPE 1500'		SUBMERGED PIPE		WAITING FOR SCOWS					
TOTAL LENGTH OF DISCHARGE PIPE		FT		3000		TO AND FROM WHARF OR ANCHORAGE					
CUBIC YARDS REMOVED		GROSS		CREDITED		CHANGING LOCATION OF PLANT ON JOB					
AMOUNT DREDGE THIS DATE		1190		1071		LOSS DUE TO OPPOSING NATURAL ELEMENTS					
AMOUNT PREVIOUSLY REPORTED		80455		72410		SHORE LINE AND SHORE WORK					
TOTAL AMOUNT DREDGED TO DATE		81645		73481		WAITING FOR BOOSTER					
AMOUNT DREDGED PER PUMPING/CUTTING HR						MINOR OPERATING REPAIRS (EXPLAIN IN REMARKS)					
						WAITING FOR ATTENDANT PLANT					
						PREPARATION AND MAKING UP TOW					
						TRANSFERRING PLANT BETWEEN WORKS					
COMMODITY		CONSUMED		CREDITED		LAY TIME OFF SHIFT AND SATURDAYS					
ITEM		UNIT		QUANTITY		SUNDAYS AND HOLIDAYS					
FUEL		BBL				FIRE DRILL					
ELECTRICITY		KW				MOVING OUT OF WAY OF TRAFFIC					06
LUBRICANTS		GAL				MISCELLANEOUS (EXPLAIN IN REMARKS)					
						TOTAL NON-EFFECTIVE TIME				1	40
						PCT. OF NON-EFFECTIVE					
MOB DATE		DREDGE START		DEMOB DATE		TOTAL EFFECTIVE AND NON-EFFECTIVE TIME (CHARGEABLE TO COST OF WORK)				10	09

QUALITY CONTROL REPORT-BUCKET/PIPELINE					PAGE NO. 2	
CONTRACT NO.		CONTRACT TITLE		CONTRACTOR		REPORT NO.
W912 78-18-D-0-103		Maintenance Dredge BW & T		Mike Hooks/Coastal Dredging		42
DREDGE						DATE 07/09/2019
ATTENDANT PLANT				LOST TIME (NOT CHARGEABLE TO COST OF WORK)		
ITEM	NAME OR NUMBER	H.P.	HOURS		HR	MIN
				MAJOR REPAIRS		45
				CESSATION		
				COLLISIONS		
				MISCELLANEOUS	13	06
				TOTAL LOST TIME		
				PERCENTAGE OF TOTAL TIME		
				TOTAL TIME IN PERIOD	13	51
QC NARRATIVE(S) GENERAL COMMENTS Dredging St Elmo cut started at 13:06 at sta. 20+18 digging down stream. Lost time = 45min to change fuel filter and reset dredge cpu, 13hr 6min intermediate mobilization. Added 1500' of floating pipeline and 1500' of shore pipeline. SAFETY All crew members observed wearing required ppe.						
CONTRACTOR CERTIFICATION		On behalf of the contractor, I certify that this Report is complete and correct and all equipment and material used and work performed during this Reporting period are in compliance with the contract plans and specifications, to the best of my knowledge, except as noted above.				
QC REPRESENTATIVE'S SIGNATURE		DATE		SUPERINTENDENT'S INITIALS		DATE
		7/10/2019				7/10/2019

Contractors Quality Control Report (QRC)
Daily Log of Construction

Report No. 42
Date: 7/09/2019

GENERAL COMMENTS:

Casual discussion regarding when intermediate mobilization began at Coffeerville. It was determined the time period between washout and corps approval of survey will be paid at 70% rate and 0% rate for intermediate mobilization will begin at 11:45.

Weir box was field repaired using plywood and 2x4s.

Green buoy to be placed on point south of channel. Corps surveyors to mark point to drop USCG buoy.


Radio call from DA at 13:07 "mud on the hill."

One small leak observed at 1st connection onshore. Leak self plugged. Instructed DA crew member to monitor flange and tighten if flange starts leaking again.



DA crew member Wayne advised me Fred Davis instructed him directly to build berms to direct flow north. QC reminded Fred that all instructions must come thru QC or superintendent.

Fleeting signs were set on either side of job location. Ramp barge was set at Jackson boat ramp. Construction sign was set at St Stephens boat ramp.


Fred Davis instructed QC to insert one additional board in weir box and build berms to direct flow north.

A handwritten signature in black ink, appearing to read "Mike Jones". The signature is fluid and cursive, with a long horizontal stroke at the end.A handwritten signature in black ink, appearing to read "Fred Davis". The signature is fluid and cursive, with a long horizontal stroke at the end.

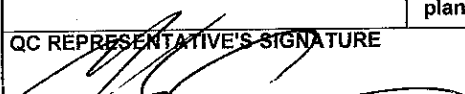

QUALITY CONTROL REPORT-BUCKET/PIPELINE										PAGE NO. 1	
CONTRACT NO. W912 78-18-D-0-103		CONTRACT TITLE Maintenance Dredge BW & T				CONTRACTOR Mike Hooks/Coastal Dredging				REPORT NO. 43	
CHARACTER OF REPORT		<input checked="" type="checkbox"/> MAINTENANCE <input type="checkbox"/> NEW WORK <input type="checkbox"/> ENVIRONMENTAL								DATE 07/10/2019	
DREDGE		NAME AND TYPE Coastal Rose DSC 18" Shark					SHIFTS PER DAY 2		DAYS PER WEEK 7		
		SIZE		HORSEPOWER			NO. OF CREW MEMBERS				
		PIPELINE 18"	DIPPER OR BUCKET	DREDGE PUMP 1200	SUCTION PIPE JET	CUTTER OR BUCKET 300 H.P.	DREDGE 17	SHORE 4	OTHER	TOTAL 21	
LOCATION/CHANNEL OF WORK											
LOCATION OF WORK		REACH DREDGED; STATION TO STATION 19+50 to			DISPOSAL AREA USED St Elmo		QTY DEPOSITED GROSS (CY) 2551		CUMMULATIVE AND QTY DEPOSIT FOR DA (CY) 3741		
CHARACTER OF MATERIAL (%)		GRAVEL 40	SAND 60	CLAY	MUD	SILT	HARDPAN	STONE	SHELL	OTHER	
CHANNEL CONDITION		AVERAGE DEPTH			BEFORE DREDGING 10.2			AFTER DREDGING 13			
TIDE		MIN 1.3		TIME		MAX 1.5		TIME		GAGE LOCATION	
		MIN		TIME		MAX		TIME		GAGE DATUM msl	
WEATHER CONDITION		WEATHER Mostly cloudy			TEMP (min/max) 75/91		VISIBILITY Clear		WIND light and variable		
WORK PERFORMED						DISTRIBUTION OF WORK					
ITEM		UNIT		QUANTITY		EFFECTIVE WORKING TIME (CHARGEABLE TO COST OF WORK)				HR.	MIN.
AVERAGE WIDTH OF CUT		FT		150		PUMPING OR DREDGING				20	05
TOTAL ADVANCE THIS PERIOD		FT		164		PCT OF EFFECTIVE TIME					
TOTAL ADVANCE PREVIOUSLY		FT		7092		BOOSTER (IN LINE)					
TOTAL ADVANCE TO DATE		FT		7256		NON-EFFECTIVE WORKING TIME (CHARGEABLE COST OF WORK)					
SCOWS LOADED		NUMBER				HANDLING PIPE LINES					
AVERAGE LOAD PER SCOW		CY				HANDLING ANCHOR LINES					37
						CLEARING PUMP AND PUMP LINES				1	40
						CLEARING CUTTER AND SUCTION HEAD					23
FLOATING PIPE 1500'		SHORE PIPE 1500'		SUBMERGED PIPE		WAITING FOR SCOWS					
TOTAL LENGTH OF DISCHARGE PIPE		FT		3000		TO AND FROM WHARF OR ANCHORAGE					
CUBIC YARDS REMOVED		GROSS		CREDITED		CHANGING LOCATION OF PLANT ON JOB					
AMOUNT DREDGED THIS DATE		2551		2296		LOSS DUE TO OPPOSING NATURAL ELEMENTS					
AMOUNT PREVIOUSLY REPORTED		81645		73481		SHORE LINE AND SHORE WORK					
TOTAL AMOUNT DREDGED TO DATE		84196		75777		WAITING FOR BOOSTER					
AMOUNT DREDGED PER PUMPING/CUTTING HR		127		114		MINOR OPERATING REPAIRS (EXPLAIN IN REMARKS)					
						WAITING FOR ATTENDANT PLANT					
						PREPARATION AND MAKING UP TOW					
						TRANSFERRING PLANT BETWEEN WORKS					
COMMODITY		CONSUMED		CREDITED		LAY TIME OFF SHIFT AND SATURDAYS					
ITEM		UNIT		QUANTITY		SUNDAYS AND HOLIDAYS					
FUEL		BBL				FIRE DRILL					
ELECTRICITY		KW				MOVING OUT OF WAY OF TRAFFIC					45
LUBRICANTS		GAL				MISCELLANEOUS (EXPLAIN IN REMARKS)					
						TOTAL NON-EFFECTIVE TIME				3	25
MOB DATE		DREDGE START		DEMOB DATE		PCT. OF NON-EFFECTIVE					
						TOTAL EFFECTIVE AND NON-EFFECTIVE TIME (CHARGEABLE TO COST OF WORK)				23	30

QUALITY CONTROL REPORT-BUCKET/PIPELINE					PAGE NO. 2	
CONTRACT NO. W912 78-18-D-0-103		CONTRACT TITLE Maintenance Dredge BW & T		CONTRACTOR Mike Hooks/Coastal Dredging		REPORT NO. 43
DREDGE						DATE 07/10/2019
ATTENDANT PLANT				LOST TIME (NOT CHARGEABLE TO COST OF WORK)		
ITEM	NAME OR NUMBER	H.P.	HOURS		HR	MIN
				MAJOR REPAIRS		
				CESSATION		
				COLLISIONS		
				MISCELLANEOUS		30
				TOTAL LOST TIME		
				PERCENTAGE OF TOTAL TIME		
				TOTAL TIME IN PERIOD		30
<p>QC NARRATIVE(S) GENERAL COMMENTS Misc lost time for routine service of dredge.</p> <p>SAFETY All crew members were observed wearing required ppe.</p>						
CONTRACTOR CERTIFICATION		On behalf of the contractor, I certify that this Report is complete and correct and all equipment and material used and work performed during this Reporting period are in compliance with the contract plans and specifications, to the best of my knowledge, except as noted above.				
QC REPRESENTATIVE'S SIGNATURE 		DATE 7/11/2019		SUPERINTENDENT'S INITIALS 		DATE 7/11/2019

QUALITY CONTROL REPORT-BUCKET/PIPELINE										PAGE NO. 1	
CONTRACT NO. W912 /6-18-D-0-103		CONTRACT TITLE Maintenance Dredge BW & T				CONTRACTOR Mike Hooks/Coastal Dredging				REPORT NO. 44	
CHARACTER OF REPORT		<input checked="" type="checkbox"/> MAINTENANCE <input type="checkbox"/> NEW WORK <input type="checkbox"/> ENVIRONMENTAL								DATE 07/11/2019	
DREDGE		NAME AND TYPE Coastal Rose DSC 18" Shark					SHIFTS PER DAY 2		DAYS PER WEEK 7		
		SIZE		HORSEPOWER			NO. OF CREW MEMBERS				
		PIPELINE 18"	DIPPER OR BUCKET	DREDGE PUMP 1200	SUCTION PIPE JET	CUTTER OR BUCKET 300 H.P.	DREDGE 16	SHORE 4	OTHER	TOTAL 20	
LOCATION/CHANNEL OF WORK											
LOCATION OF WORK		REACH DREDGED; STATION TO STATION 17+86 to 16+37			DISPOSAL AREA USED St Elmo		QTY DEPOSITED GROSS (CY) 2318		CUMMULATIVE AND QTY DEPOSIT FOR DA (CY) 6059		
CHARACTER OF MATERIAL (%)		GRAVEL 40	SAND 55	CLAY	MUD	SILT	HARDPAN	STONE	SHELL	OTHER 5 wood	
CHANNEL CONDITION		AVERAGE DEPTH			BEFORE DREDGING 10.2			AFTER DREDGING 13			
RIVER/TIDE STAGE		MIN 1.3		TIME		MAX 1.7		TIME		GAGE LOCATION	
		MIN		TIME		MAX		TIME		GAGE DATUM ms!	
WEATHER CONDITION		WEATHER Partly Cloudy			TEMP (min/max) 75/93		VISIBILITY Clear		WIND light and variable		
WORK PERFORMED						DISTRIBUTION OF WORK					
EM		UNIT		QUANTITY		EFFECTIVE WORKING TIME (CHARGEABLE TO COST OF WORK)				HR.	MIN.
AVERAGE WIDTH OF CUT		FT		150		PUMPING OR DREDGING				15	26
TOTAL ADVANCE THIS PERIOD		FT		149		PCT OF EFFECTIVE TIME					
TOTAL ADVANCE PREVIOUSLY		FT		7256		BOOSTER (IN LINE)					
TOTAL ADVANCE TO DATE		FT		7405		NON-EFFECTIVE WORKING TIME (CHARGEABLE COST OF WORK)					
SCOWS LOADED		NUMBER				HANDLING PIPE LINES					
AVERAGE LOAD PER SCOW		CY				HANDLING ANCHOR LINES					48
						CLEARING PUMP AND PUMP LINES				3	31
						CLEARING CUTTER AND SUCTION HEAD					25
FLOATING PIPE 1500'		SHORE PIPE 1500'		SUBMERGED PIPE		WAITING FOR SCOWS					
TOTAL LENGTH OF DISCHARGE PIPE		FT		3000		TO AND FROM WHARF OR ANCHORAGE					
CUBIC YARDS REMOVED		GROSS		CREDITED		CHANGING LOCATION OF PLANT ON JOB					
AMOUNT DREDGE THIS DATE		2318		2086		LOSS DUE TO OPPOSING NATURAL ELEMENTS					
AMOUNT PREVIOUSLY REPORTED		84196		75777		SHORE LINE AND SHORE WORK					
TOTAL AMOUNT DREDGED TO DATE		86514		77863		WAITING FOR BOOSTER					
AMOUNT DREDGED PER PUMPING HR		150		135		MINOR OPERATING REPAIRS (EXPLAIN IN REMARKS)					
						WAITING FOR ATTENDANT PLANT					
						PREPARATION AND MAKING UP TOW					
						TRANSFERRING PLANT BETWEEN WORKS					
						LAY TIME OFF SHIFT AND SATURDAYS					
						SUNDAYS AND HOLIDAYS					
						FIRE DRILL					
FUEL		BBL				MOVING OUT OF WAY OF TRAFFIC				3	40
ELECTRICITY		KW				MISCELLANEOUS (EXPLAIN IN REMARKS)					
LUBRICANTS		GAL				TOTAL NON-EFFECTIVE TIME				8	24
MOB DATE		DREDGE START		DEMOB DATE		PCT. OF NON-EFFECTIVE					
						TOTAL EFFECTIVE AND NON-EFFECTIVE TIME (CHARGEABLE TO COST OF WORK)				23	50

QUALITY CONTROL REPORT-BUCKET/PIPELINE					PAGE NO.	
CONTRACT NO.		CONTRACT TITLE		CONTRACTOR		REPORT NO.
W912 78-18-D-0-103		Maintenance Dredge BW & T		Mike Hooks/Coastal Dredging		44
DREDGE						DATE 07/11/2019
ATTENDANT PLANT				LOST TIME (NOT CHARGEABLE TO COST OF WORK)		
ITEM	NAME OR NUMBER	H.P.	HOURS		HR	MIN
				MAJOR REPAIRS		
				CESSATION		
				COLLISIONS		
				MISCELLANEOUS		10
				TOTAL LOST TIME		
				PERCENTAGE OF TOTAL TIME		
				TOTAL TIME IN PERIOD		10
<p>QC NARRATIVE(S) GENERAL COMMENTS Misc lost time for routine service of dredge.</p> <p>SAFETY All crew members observed wearing required ppe.</p>						
CONTRACTOR CERTIFICATION		On behalf of the contractor, I certify that this Report is complete and correct and all equipment and material used and work performed during this Reporting period are in compliance with the contract plans and specifications, to the best of my knowledge, except as noted above.				
QC REPRESENTATIVE'S SIGNATURE		DATE		SUPERINTENDENT'S INITIALS		DATE
		7/12/2019		CEL		7/12/2019

QUALITY CONTROL REPORT-BUCKET/PIPELINE										PAGE NO. 1	
CONTRACT NO. W912 78-18-D-0-103		CONTRACT TITLE Maintenance Dredge BW & T				CONTRACTOR Mike Hooks/Coastal Dredging				REPORT NO. 45	
CHARACTER OF REPORT		<input checked="" type="checkbox"/> MAINTENANCE <input type="checkbox"/> NEW WORK <input type="checkbox"/> ENVIRONMENTAL						DATE 07/12/2019			
DREDGE		NAME AND TYPE Coastal Rose DSC 18" Shark				SHIFTS PER DAY 2		DAYS PER WEEK 7			
		SIZE		HORSEPOWER		NO. OF CREW MEMBERS					
		PIPELINE 18"	DIPPER OR BUCKET	DREDGE PUMP 1200	SUCTION PIPE JET	CUTTER OR BUCKET 300 H.P.	DREDGE 17	SHORE 4	OTHER	TOTAL 21	
LOCATION/CHANNEL OF WORK											
LOCATION OF WORK		REACH DREDGED; STATION TO STATION 16+73 to 15+34			DISPOSAL AREA USED St Elmo		QTY DEPOSITED GROSS (CY) 2162		CUMMULATIVE AND QTY DEPOSIT FOR DA (CY) 8221		
CHARACTER OF MATERIAL (%)		GRAVEL 40	SAND 60	CLAY	MUD	SILT	HARDPAN	STONE	SHELL	OTHER	
CHANNEL CONDITION		AVERAGE DEPTH			BEFORE DREDGING 10.2			AFTER DREDGING 13			
RIVER/TIDE STAGE		MIN		TIME		MAX		TIME		GAGE LOCATION	
		MIN		TIME		MAX		TIME		GAGE DATUM msl	
WEATHER CONDITION		WEATHER Partly Cloudy			TEMP (min/max) 75/92		VISIBILITY Clear		WIND light and variable		
WORK PERFORMED						DISTRIBUTION OF WORK					
ITEM		UNIT		QUANTITY		EFFECTIVE WORKING TIME (CHARGEABLE TO COST OF WORK)				HR.	MIN.
AVERAGE WIDTH OF CUT		FT		150		PUMPING OR DREDGING				13	47
TOTAL ADVANCE THIS PERIOD		FT		139		PCT OF EFFECTIVE TIME					
TOTAL ADVANCE PREVIOUSLY		FT		7405		BOOSTER (IN LINE)					
TOTAL ADVANCE TO DATE		FT		7544		NON-EFFECTIVE WORKING TIME (CHARGEABLE COST OF WORK)					
SCOWS LOADED		NUMBER				HANDLING PIPE LINES					
AVERAGE LOAD PER SCOW		CY				HANDLING ANCHOR LINES				25	
FLOATING PIPE 1500'		SHORE PIPE 1500'		SUBMERGED PIPE		CLEARING PUMP AND PUMP LINES				1	30
TOTAL LENGTH OF DISCHARGE PIPE		FT		3000		CLEARING CUTTER AND SUCTION HEAD					
CUBIC YARDS REMOVED		GROSS		CREDITED		WAITING FOR SCOWS					
AMOUNT DREDGE THIS DATE		2162		1946		TO AND FROM WHARF OR ANCHORAGE					
AMOUNT PREVIOUSLY REPORTED		86514		77863		CHANGING LOCATION OF PLANT ON JOB					
TOTAL AMOUNT DREDGED TO DATE		88676		79809		LOSS DUE TO OPPOSING NATURAL ELEMENTS					
AMOUNT DREDGED PER PUMPING/CUTTING HR		158		141		SHORE LINE AND SHORE WORK					
OPERATING SUPPLIES						WAITING FOR BOOSTER					
COMMODITY		CONSUMED		CREDITED		MINOR OPERATING REPAIRS (EXPLAIN IN REMARKS)					
ITEM	UNIT	QUANTITY		QUANTITY		WAITING FOR ATTENDANT PLANT					
FUEL	BBL					PREPARATION AND MAKING UP TOW					
ELECTRICITY	KW					TRANSFERRING PLANT BETWEEN WORKS					
LUBRICANTS	GAL					LAY TIME OFF SHIFT AND SATURDAYS					
MOB DATE	DREDGE START		DEMOB DATE		SUNDAYS AND HOLIDAYS						
						FIRE DRILL					
						MOVING OUT OF WAY OF TRAFFIC				38	
						MISCELLANEOUS (EXPLAIN IN REMARKS)					
						TOTAL NON-EFFECTIVE TIME				2	33
						PCT. OF NON-EFFECTIVE					
						TOTAL EFFECTIVE AND NON-EFFECTIVE TIME (CHARGEABLE TO COST OF WORK)				16	20

QUALITY CONTROL REPORT-BUCKET/PIPELINE					PAGE NO. 2	
CONTRACT NO. W912 78-18-D-0-103		CONTRACT TITLE Maintenance Dredge BW & T		CONTRACTOR Mike Hooks/Coastal Dredging		REPORT NO. 45
DREDGE						DATE 07/12/2019
ATTENDANT PLANT				LOST TIME (NOT CHARGEABLE TO COST OF WORK)		
ITEM	NAME OR NUMBER	H.P.	HOURS		HR	MIN
				MAJOR REPAIRS	7	40
				CESSATION		
				COLLISIONS		
				MISCELLANEOUS		
				TOTAL LOST TIME		
				PERCENTAGE OF TOTAL TIME		
				TOTAL TIME IN PERIOD	7	40
<p>QC NARRATIVE(S) GENERAL COMMENTS</p> <p>Lost time for major repairs due to bearing block failing. Bearing seized to shaft.</p> <p>SAFETY</p> <p>All crew members observed wearing required ppe.</p>						
CONTRACTOR CERTIFICATION		On behalf of the contractor, I certify that this Report is complete and correct and all equipment and material used and work performed during this Reporting period are in compliance with the contract plans and specifications, to the best of my knowledge, except as noted above.				
QC REPRESENTATIVE'S SIGNATURE		DATE		SUPERINTENDENT'S INITIALS		DATE
		7/20/2019				7/20/2019

QUALITY CONTROL REPORT-BUCKET/PIPELINE										PAGE NO. 1		
CONTRACT NO. W912 78-18-D-0-103		CONTRACT TITLE Maintenance Dredge BW & T				CONTRACTOR Mike Hooks/Coastal Dredging				REPORT NO. 46		
CHARACTER OF REPORT		<input checked="" type="checkbox"/> MAINTENANCE <input type="checkbox"/> NEW WORK <input type="checkbox"/> ENVIRONMENTAL								DATE 07/13/2019		
DREDGE		NAME AND TYPE Coastal Rose DSC 18" Shark				SHIFTS PER DAY 2		DAYS PER WEEK 7				
		SIZE		HORSEPOWER		NO. OF CREW MEMBERS						
		PIPELINE 18"	DIPPER OR BUCKET	DREDGE PUMP 1200	SUCTION PIPE JET	CUTTER OR BUCKET 300 H.P.	DREDGE	SHORE	OTHER	TOTAL 0		
LOCATION/CHANNEL OF WORK												
LOCATION OF WORK		REACH DREDGED; STATION TO STATION			DISPOSAL AREA USED St Elmo		QTY DEPOSITED GROSS (CY) 0		CUMMULATIVE AND QTY DEPOSIT FOR DA (CY) 8221			
CHARACTER OF MATERIAL (%)		GRAVEL	SAND	CLAY	MUD	SILT	HARDPAN	STONE	SHELL	OTHER		
CHANNEL CONDITION		AVERAGE DEPTH			BEFORE DREDGING 10.2			AFTER DREDGING 13				
RIVER/TIDE STAGE		MIN		TIME		MAX		TIME		GAGE LOCATION		
		MIN		TIME		MAX		TIME		GAGE DATUM msl		
WEATHER CONDITION		WEATHER			TEMP (min/max)		VISIBILITY		WIND			
WORK PERFORMED						DISTRIBUTION OF WORK						
ITEM		UNIT		QUANTITY		EFFECTIVE WORKING TIME (CHARGEABLE TO COST OF WORK)				HR.	MIN.	
AVERAGE WIDTH OF CUT		FT		150		PUMPING OR DREDGING				0	00	
TOTAL ADVANCE THIS PERIOD		FT		0		PCT OF EFFECTIVE TIME						
TOTAL ADVANCE PREVIOUSLY		FT		7544		BOOSTER (IN LINE)						
TOTAL ADVANCE TO DATE		FT		7544		NON-EFFECTIVE WORKING TIME (CHARGEABLE COST OF WORK)						
SCOWS LOADED		NUMBER				HANDLING PIPE LINES						
AVERAGE LOAD PER SCOW		CY				HANDLING ANCHOR LINES						
						CLEARING PUMP AND PUMP LINES						
						CLEARING CUTTER AND SUCTION HEAD						
FLOATING PIPE 1500'		SHORE PIPE 1500'		SUBMERGED PIPE		WAITING FOR SCOWS						
TOTAL LENGTH OF DISCHARGE PIPE		FT 3000				TO AND FROM WHARF OR ANCHORAGE						
CUBIC YARDS REMOVED		GROSS		CREDITED		CHANGING LOCATION OF PLANT ON JOB						
AMOUNT DREDGE THIS DATE		0		0		LOSS DUE TO OPPOSING NATURAL ELEMENTS						
AMOUNT PREVIOUSLY REPORTED		88676		79809		SHORE LINE AND SHORE WORK						
TOTAL AMOUNT DREDGED TO DATE		88676		79809		WAITING FOR BOOSTER						
AMOUNT DREDGED PER PUMPING/CUTTING HR		0		0		MINOR OPERATING REPAIRS (EXPLAIN IN REMARKS)						
						WAITING FOR ATTENDANT PLANT						
						PREPARATION AND MAKING UP TOW						
						TRANSFERRING PLANT BETWEEN WORKS						
COMMODITY		CONSUMED		CREDITED		LAY TIME OFF SHIFT AND SATURDAYS						
ITEM		UNIT		QUANTITY		SUNDAYS AND HOLIDAYS						
FUEL		BBL				FIRE DRILL						
ELECTRICITY		KW				MOVING OUT OF WAY OF TRAFFIC						
LUBRICANTS		GAL				MISCELLANEOUS (EXPLAIN IN REMARKS)						
						TOTAL NON-EFFECTIVE TIME				0	00	
MOB DATE		DREDGE START		DEMOB DATE		PCT. OF NON-EFFECTIVE						
						TOTAL EFFECTIVE AND NON-EFFECTIVE TIME (CHARGEABLE TO COST OF WORK)				0	00	

[illegible]


QUALITY CONTROL REPORT-BUCKET/PIPELINE										PAGE NO. 1	
CONTRACT NO. W912 78-18-D-0-103		CONTRACT TITLE Maintenance Dredge BW & T				CONTRACTOR Mike Hooks/Coastal Dredging				REPORT NO. 47	
CHARACTER OF REPORT		<input checked="" type="checkbox"/> MAINTENANCE <input type="checkbox"/> NEW WORK <input type="checkbox"/> ENVIRONMENTAL								DATE 07/14/2019	
REF-3E	NAME AND TYPE Coastal Rose DSC 18" Shark					SHIFTS PER DAY 2		DAYS PER WEEK 7			
	SIZE		HORSEPOWER			NO. OF CREW MEMBERS					
	PIPELINE 18"	DIPPER OR BUCKET	DREDGE PUMP 1200	SUCTION PIPE JET	CUTTER OR BUCKET 300 H.P.	DREDGE	SHORE	OTHER	TOTAL 0		
LOCATION/CHANNEL OF WORK											
LOCATION OF WORK		REACH DREDGED; STATION TO STATION			DISPOSAL AREA USED St Elmo		QTY DEPOSITED GROSS (CY) 0		CUMMULATIVE AND QTY DEPOSIT FOR DA (CY) 8221		
CHARACTER OF MATERIAL (%)		GRAVEL	SAND	CLAY	MUD	SILT	HARDPAN	STONE	SHELL	OTHER	
CHANNEL CONDITION		AVERAGE DEPTH			BEFORE DREDGING 10.2			AFTER DREDGING 13			
RIVER/TIDE STAGE		MIN	TIME		MAX	TIME		GAGE LOCATION			
		MIN	TIME		MAX	TIME		GAGE DATUM msl			
WEATHER CONDITION		WEATHER			TEMP (min/max)		VISIBILITY		WIND		
WORK PERFORMED						DISTRIBUTION OF WORK					
ITEM	UNIT	QUANTITY				EFFECTIVE WORKING TIME (CHARGEABLE TO COST OF WORK)			HR.	MIN.	
AVERAGE WIDTH OF CUT	FT	150				PUMPING OR DREDGING			0	00	
TOTAL ADVANCE THIS PERIOD	FT	0				PCT OF EFFECTIVE TIME					
TOTAL ADVANCE PREVIOUSLY	FT	7544				BOOSTER (IN LINE)					
TOTAL ADVANCE TO DATE	FT	7544				NON-EFFECTIVE WORKING TIME (CHARGEABLE COST OF WORK)					
SCOWS LOADED	NUMBER					HANDLING PIPE LINES					
AVERAGE LOAD PER SCOW	CY					HANDLING ANCHOR LINES					
FLOATING PIPE 1500' SHORE PIPE 1500' SUBMERGED PIPE						CLEARING PUMP AND PUMP LINES					
						CLEARING CUTTER AND SUCTION HEAD					
TOTAL LENGTH OF DISCHARGE PIPE FT 3000						WAITING FOR SCOWS					
CUBIC YARDS REMOVED						TO AND FROM WHARF OR ANCHORAGE					
GROSS		CREDITED		CHANGING LOCATION OF PLANT ON JOB							
AMOUNT DREDGE THIS DATE	0	0		LOSS DUE TO OPPOSING NATURAL ELEMENTS							
AMOUNT PREVIOUSLY REPORTED	88676	79809		SHORE LINE AND SHORE WORK							
TOTAL AMOUNT DREDGED TO DATE	88676	79809		WAITING FOR BOOSTER							
AMOUNT DREDGED PER PUMPING/CUTTING HR	0	0		MINOR OPERATING REPAIRS (EXPLAIN IN REMARKS)							
OPERATING SUPPLIES						WAITING FOR ATTENDANT PLANT					
						PREPARATION AND MAKING UP TOW					
COMMODITY						TRANSFERRING PLANT BETWEEN WORKS					
CONSUMED		CREDITED		LAY TIME OFF SHIFT AND SATURDAYS							
ITEM	UNIT	QUANTITY	QUANTITY	SUNDAYS AND HOLIDAYS							
FUEL	BBL			FIRE DRILL							
ELECTRICITY	KW			MOVING OUT OF WAY OF TRAFFIC							
LUBRICANTS	GAL			MISCELLANEOUS (EXPLAIN IN REMARKS)							
MOB DATE						TOTAL NON-EFFECTIVE TIME			0	00	
						PCT. OF NON-EFFECTIVE					
DREDGE START						TOTAL EFFECTIVE AND NON-EFFECTIVE TIME (CHARGEABLE TO COST OF WORK)			0	00	
DEMOB DATE											

QUALITY CONTROL REPORT-BUCKET/PIPELINE					PAGE NO. 2	
CONTRACT NO. W912 78-18-D-0-103		CONTRACT TITLE Maintenance Dredge BW & T		CONTRACTOR Mike Hooks/Coastal Dredging		REPORT NO. 47
DREDGE						DATE 07/14/2019
ATTENDANT PLANT				LOST TIME (NOT CHARGEABLE TO COST OF WORK)		
ITEM	NAME OR NUMBER	H.P.	HOURS		HR	MIN
				MAJOR REPAIRS	24	00
				CESSATION		
				COLLISIONS		
				MISCELLANEOUS		
				TOTAL LOST TIME		
				PERCENTAGE OF TOTAL TIME		
				TOTAL TIME IN PERIOD	24	00

QC NARRATIVE(S)
GENERAL COMMENTS
Dred down for repair to bearing block and shaft. Crew minimized and QC not present.

SAFETY

CONTRACTOR CERTIFICATION
On behalf of the contractor, I certify that this Report is complete and correct and all equipment and material used and work performed during this Reporting period are in compliance with the contract plans and specifications, to the best of my knowledge, except as noted above.

QC REPRESENTATIVE'S SIGNATURE


DATE
7/20/2019

SUPERINTENDENT'S INITIALS
CEC

DATE
7/20/2019


QUALITY CONTROL REPORT-BUCKET/PIPELINE										PAGE NO. 1	
CONTRACT NO. W912 78-18-D-0-103		CONTRACT TITLE Maintenance Dredge BW & T				CONTRACTOR Mike Hooks/Coastal Dredging				REPORT NO. 48	
CHARACTER OF REPORT		<input checked="" type="checkbox"/> MAINTENANCE <input type="checkbox"/> NEW WORK <input type="checkbox"/> ENVIRONMENTAL								DATE 07/15/2019	
DREDGE		NAME AND TYPE Coastal Rose DSC 18" Shark					SHIFTS PER DAY 2		DAYS PER WEEK 7		
		SIZE		HORSEPOWER			NO. OF CREW MEMBERS				
		PIPELINE 18"	DIPPER OR BUCKET	DREDGE PUMP 1200	SUCTION PIPE JET	CUTTER OR BUCKET 300 H.P.	DREDGE	SHORE	OTHER	TOTAL 0	
LOCATION/CHANNEL OF WORK											
LOCATION OF WORK		REACH DREDGED; STATION TO STATION			DISPOSAL AREA USED St Elmo		QTY DEPOSITED GROSS (CY) 0		CUMMULATIVE AND QTY DEPOSIT FOR DA (CY) 8221		
CHARACTER OF MATERIAL (%)		GRAVEL	SAND	CLAY	MUD	SILT	HARDPAN	STONE	SHELL	OTHER	
CHANNEL CONDITION		AVERAGE DEPTH				BEFORE DREDGING 10.2			AFTER DREDGING 13		
R/TIDE STAGE		MIN		TIME		MAX		TIME		GAGE LOCATION	
		MIN		TIME		MAX		TIME		GAGE DATUM msl	
WEATHER CONDITION		WEATHER				TEMP (min/max)		VISIBILITY		WIND	
WORK PERFORMED						DISTRIBUTION OF WORK					
ITEM		UNIT		QUANTITY		EFFECTIVE WORKING TIME (CHARGEABLE TO COST OF WORK)				HR.	MIN.
AVERAGE WIDTH OF CUT		FT		150		PUMPING OR DREDGING				0	00
TOTAL ADVANCE THIS PERIOD		FT		0		PCT OF EFFECTIVE TIME					
TOTAL ADVANCE PREVIOUSLY		FT		7544		BOOSTER (IN LINE)					
TOTAL ADVANCE TO DATE		FT		7544		NON-EFFECTIVE WORKING TIME (CHARGEABLE COST OF WORK)					
SCOWS LOADED		NUMBER				HANDLING PIPE LINES					
AVERAGE LOAD PER SCOW		CY				HANDLING ANCHOR LINES					
FLOATING PIPE 1500'		SHORE PIPE 1500'		SUBMERGED PIPE		CLEARING PUMP AND PUMP LINES					
TOTAL LENGTH OF DISCHARGE PIPE		FT		3000		CLEARING CUTTER AND SUCTION HEAD					
CUBIC YARDS REMOVED		GROSS		CREDITED		WAITING FOR SCOWS					
AMOUNT EDGE THIS DAY		0		0		TO AND FROM WHARF OR ANCHORAGE					
AMOUNT PREVIOUSLY REPORTED		88676		79809		CHANGING LOCATION OF PLANT ON JOB					
TOTAL AMOUNT DREDGED TO DATE		88676		79809		LOSS DUE TO OPPOSING NATURAL ELEMENTS					
AMOUNT DREDGED PER PUMPING/CUTTING HR		0		0		SHORE LINE AND SHORE WORK					
OPERATING SUPPLIES						WAITING FOR BOOSTER					
COMMODITY		CONSUMED		CREDITED		MINOR OPERATING REPAIRS (EXPLAIN IN REMARKS)					
ITEM	UNIT	QUANTITY		QUANTITY		WAITING FOR ATTENDANT PLANT					
FUEL	BBL					PREPARATION AND MAKING UP TOW					
ELECTRICITY	KW					TRANSFERRING PLANT BETWEEN WORKS					
LUBRICANTS	GAL					LAY TIME OFF SHIFT AND SATURDAYS					
MOB DATE	DREDGE START		DEMOB DATE		SUNDAYS AND HOLIDAYS						
						FIRE DRILL					
						MOVING OUT OF WAY OF TRAFFIC					
						MISCELLANEOUS (EXPLAIN IN REMARKS)					
						TOTAL NON-EFFECTIVE TIME				0	00
						PCT. OF NON-EFFECTIVE					
						TOTAL EFFECTIVE AND NON-EFFECTIVE TIME (CHARGEABLE TO COST OF WORK)				0	00

QUALITY CONTROL REPORT-BUCKET/PIPELINE					PAGE NO. 2	
CONTRACT NO. W912 78-18-D-0-103		CONTRACT TITLE Maintenance Dredge BW & T		CONTRACTOR Mike Hooks/Coastal Dredging		REPORT NO. 48
DREDGE						DATE 07/15/2019
ATTENDANT PLANT				LOST TIME (NOT CHARGEABLE TO COST OF WORK)		
ITEM	NAME OR NUMBER	H.P.	HOURS		HR	MIN
				MAJOR REPAIRS	24	00
				CESSATION		
				COLLISIONS		
				MISCELLANEOUS		
				TOTAL LOST TIME		
				PERCENTAGE OF TOTAL TIME		
				TOTAL TIME IN PERIOD	24	00

QC NARRATIVE(S)
GENERAL COMMENTS
Dredge down for repair to bearing block and shaft. Crew minimized and QC not present.

SAFETY

CONTROLLER CERTIFICATION
On behalf of the contractor, I certify that this Report is complete and correct and all equipment and material used and work performed during this Reporting period are in compliance with the contract plans and specifications, to the best of my knowledge, except as noted above.

QC REPRESENTATIVE'S SIGNATURE  **DATE** 7/20/2019 **SUPERINTENDENT'S INITIALS** CEW **DATE** 7/20/2019


QUALITY CONTROL REPORT-BUCKET/PIPELINE										PAGE NO. 1		
CONTRACT NO. W912 78-18-D-0-103		CONTRACT TITLE Maintenance Dredge BW & T				CONTRACTOR Mike Hooks/Coastal Dredging				REPORT NO. 49		
CHARACTER OF REPORT		<input checked="" type="checkbox"/> MAINTENANCE <input type="checkbox"/> NEW WORK <input type="checkbox"/> ENVIRONMENTAL								DATE 07/16/2019		
DREDGE		NAME AND TYPE Coastal Rose DSC 18" Shark				SHIFTS PER DAY 2		DAYS PER WEEK 7				
		SIZE		HORSEPOWER		NO. OF CREW MEMBERS						
		PIPELINE 18"	DIPPER OR BUCKET	DREDGE PUMP 1200	SUCTION PIPE JET	CUTTER OR BUCKET 300 H.P.	DREDGE	SHORE	OTHER	TOTAL 0		
LOCATION/CHANNEL OF WORK												
LOCATION OF WORK		REACH DREDGED; STATION TO STATION			DISPOSAL AREA USED St Elmo		QTY DEPOSITED GROSS (CY) 0		CUMMULATIVE AND QTY DEPOSIT FOR DA (CY) 8221			
CHARACTER OF MATERIAL (%)		GRAVEL	SAND	CLAY	MUD	SILT	HARDPAN	STONE	SHELL	OTHER		
CHANNEL CONDITION		AVERAGE DEPTH			BEFORE DREDGING 10.2			AFTER DREDGING 13				
RIVER/TIDE STAGE		MIN		TIME		MAX		TIME		GAGE LOCATION		
		MIN		TIME		MAX		TIME		GAGE DATUM msl		
WEATHER CONDITION		WEATHER			TEMP (min/max)		VISIBILITY		WIND			
WORK PERFORMED						DISTRIBUTION OF WORK						
ITEM		UNIT		QUANTITY		EFFECTIVE WORKING TIME (CHARGEABLE TO COST OF WORK)				HR.	MIN.	
AVERAGE WIDTH OF CUT		FT		150		PUMPING OR DREDGING				0	00	
TOTAL ADVANCE THIS PERIOD		FT		0		PCT OF EFFECTIVE TIME						
TOTAL ADVANCE PREVIOUSLY		FT		7544		BOOSTER (IN LINE)						
TOTAL ADVANCE TO DATE		FT		7544		NON-EFFECTIVE WORKING TIME (CHARGEABLE COST OF WORK)						
SCOWS LOADED		NUMBER				HANDLING PIPE LINES						
AVERAGE LOAD PER SCOW		CY				HANDLING ANCHOR LINES						
						CLEARING PUMP AND PUMP LINES						
						CLEARING CUTTER AND SUCTION HEAD						
FLOATING PIPE 1500'		SHORE PIPE 1500'		SUBMERGED PIPE		WAITING FOR SCOWS						
TOTAL LENGTH OF DISCHARGE PIPE		FT		3000		TO AND FROM WHARF OR ANCHORAGE						
CUBIC YARDS REMOVED		GROSS		CREDITED		CHANGING LOCATION OF PLANT ON JOB						
AMOUNT DREDGE THIS DATE		0		0		LOSS DUE TO OPPOSING NATURAL ELEMENTS						
AMOUNT PREVIOUSLY REPORTED		88676		79809		SHORE LINE AND SHORE WORK						
TOTAL AMOUNT DREDGED TO DATE		88676		79809		WAITING FOR BOOSTER						
AMOUNT DREDGED PER PUMPING/CUTTING HR		0		0		MINOR OPERATING REPAIRS (EXPLAIN IN REMARKS)						
						WAITING FOR ATTENDANT PLANT						
						PREPARATION AND MAKING UP TOW						
						TRANSFERRING PLANT BETWEEN WORKS						
COMMODITY		CONSUMED		CREDITED		LAY TIME OFF SHIFT AND SATURDAYS						
ITEM	UNIT	QUANTITY		QUANTITY		SUNDAYS AND HOLIDAYS						
FUEL	BBL					FIRE DRILL						
ELECTRICITY	KW					MOVING OUT OF WAY OF TRAFFIC						
LUBRICANTS	GAL					MISCELLANEOUS (EXPLAIN IN REMARKS)						
MOB DATE		DREDGE START		DEMOB DATE		TOTAL NON-EFFECTIVE TIME				0	00	
						PCT. OF NON-EFFECTIVE						
						TOTAL EFFECTIVE AND NON-EFFECTIVE TIME (CHARGEABLE TO COST OF WORK)				0	00	

QUALITY CONTROL REPORT-BUCKET/PIPELINE					PAGE NO. 2	
CONTRACT NO. W912 78-18-D-0-103		CONTRACT TITLE Maintenance Dredge BW & T		CONTRACTOR Mike Hooks/Coastal Dredging		REPORT NO. 49
DREDGE						DATE 07/16/2019
ATTENDANT PLANT				LOST TIME (NOT CHARGEABLE TO COST OF WORK)		
ITEM	NAME OR NUMBER	H.P.	HOURS		HR	MIN
				MAJOR REPAIRS	24	00
				CESSATION		
				COLLISIONS		
				MISCELLANEOUS		
				TOTAL LOST TIME		
				PERCENTAGE OF TOTAL TIME		
				TOTAL TIME IN PERIOD	24	00

QC NARRATIVE(S)
GENERAL COMMENTS
Dredge down for repair to bearing block and shaft. Crew minimized and QC not present.

SAFETY

CONTRACTOR CERTIFICATION
On behalf of the contractor, I certify that this Report is complete and correct and all equipment and material used and work performed during this Reporting period are in compliance with the contract plans and specifications, to the best of my knowledge, except as noted above.


QC REPRESENTATIVE'S SIGNATURE


DATE
7/20/2019

SUPERINTENDENT'S INITIALS
CEW

DATE
7/20/2019

QUALITY CONTROL REPORT-BUCKET/PIPELINE										PAGE NO. 1	
CONTRACT NO. W912 78-18-D-0-103		CONTRACT TITLE Maintenance Dredge BW & T				CONTRACTOR Mike Hooks/Coastal Dredging				REPORT NO. 50	
CHARACTER OF REPORT		<input checked="" type="checkbox"/> MAINTENANCE <input type="checkbox"/> NEW WORK <input type="checkbox"/> ENVIRONMENTAL								DATE 07/17/2019	
DREDGE		NAME AND TYPE Coastal Rose DSC 18" Shark					SHIFTS PER DAY 2		DAYS PER WEEK 7		
		SIZE		HORSEPOWER			NO. OF CREW MEMBERS				
		PIPELINE 18"	DIPPER OR BUCKET	DREDGE PUMP 1200	SUCTION PIPE JET	CUTTER OR BUCKET 300 H.P.	DREDGE	SHORE	OTHER	TOTAL 0	
LOCATION/CHANNEL OF WORK											
LOCATION OF WORK		REACH DREDGED; STATION TO STATION			DISPOSAL AREA USED St Elmo		QTY DEPOSITED GROSS (CY) 0		CUMMULATIVE AND QTY DEPOSIT FOR DA (CY) 8221		
CHARACTER OF MATERIAL (%)		GRAVEL	SAND	CLAY	MUD	SILT	HARDPAN	STONE	SHELL	OTHER	
CHANNEL CONDITION		AVERAGE DEPTH			BEFORE DREDGING 10.2			AFTER DREDGING 13			
RIVER/TIDE STAGE		MIN		TIME		MAX		TIME		GAGE LOCATION	
		MIN		TIME		MAX		TIME		GAGE DATUM msl	
WEATHER CONDITION		WEATHER			TEMP (min/max)		VISIBILITY		WIND		
WORK PERFORMED						DISTRIBUTION OF WORK					
ITEM		UNIT		QUANTITY		EFFECTIVE WORKING TIME (CHARGEABLE TO COST OF WORK)				HR.	MIN.
AVERAGE WIDTH OF CUT		FT		150		PUMPING OR DREDGING				0	00
TOTAL ADVANCE THIS PERIOD		FT		0		PCT OF EFFECTIVE TIME					
TOTAL ADVANCE PREVIOUSLY		FT		7544		BOOSTER (IN LINE)					
TOTAL ADVANCE TO DATE		FT		7544		NON-EFFECTIVE WORKING TIME (CHARGEABLE COST OF WORK)					
SC. LOADED		NUMBER				HANDLING PIPE LINES					
AVERAGE LOAD PER SCOW		CY				HANDLING ANCHOR LINES					
						CLEARING PUMP AND PUMP LINES					
						CLEARING CUTTER AND SUCTION HEAD					
FLOATING PIPE 1500'		SHORE PIPE 1500'		SUBMERGED PIPE		WAITING FOR SCOWS					
TOTAL LENGTH OF DISCHARGE PIPE		FT		3000		TO AND FROM WHARF OR ANCHORAGE					
CUBIC YARDS REMOVED		GROSS		CREDITED		CHANGING LOCATION OF PLANT ON JOB					
AMOUNT DREDGE THIS DATE		0		0		LOSS DUE TO OPPOSING NATURAL ELEMENTS					
AMOUNT PREVIOUSLY REPORTED		88676		79809		SHORE LINE AND SHORE WORK					
TOTAL AMOUNT DREDGED TO DATE		88676		79809		WAITING FOR BOOSTER					
AMOUNT DREDGED PER PUMPING/CUTTING HR		0		0		MINOR OPERATING REPAIRS (EXPLAIN IN REMARKS)					
						WAITING FOR ATTENDANT PLANT					
						PREPARATION AND MAKING UP TOW					
						TRANSFERRING PLANT BETWEEN WORKS					
COMMODITY		CONSUMED		CREDITED		LAY TIME OFF SHIFT AND SATURDAYS					
ITEM		UNIT		QUANTITY		SUNDAYS AND HOLIDAYS					
FUEL		BBL				FIRE DRILL					
ELECT. Y		KW				MOVING OUT OF WAY OF TRAFFIC					
LUBRICANTS		GAL				MISCELLANEOUS (EXPLAIN IN REMARKS)					
MOB DATE		DREDGE START		DEMOB DATE		TOTAL NON-EFFECTIVE TIME				0	00
						PCT. OF NON-EFFECTIVE					
						TOTAL EFFECTIVE AND NON-EFFECTIVE TIME (CHARGEABLE TO COST OF WORK)				0	00

QUALITY CONTROL REPORT-BUCKET/PIPELINE						PAGE NO. 2	
CONTRACT NO. W912 3-18-D-0-103		CONTRACT TITLE Maintenance Dredge BW & T		CONTRACTOR Mike Hooks/Coastal Dredging		REPORT NO. 50	
DREDGE						DATE 07/17/2019	
ATTENDANT PLANT				LOST TIME (NOT CHARGEABLE TO COST OF WORK)			
ITEM	NAME OR NUMBER	H.P.	HOURS		HR	MIN	
				MAJOR REPAIRS	24	00	
				CESSATION			
				COLLISIONS			
				MISCELLANEOUS			
				TOTAL LOST TIME			
				PERCENTAGE OF TOTAL TIME			
				TOTAL TIME IN PERIOD	24	00	
QC NARRATIVE(S) GENERAL COMMENTS Dredge down for repair to bearing block and shaft. Crew minimized and QC not present.							
SAFETY							
CONTRACTOR CERTIFICATION				On behalf of the contractor, I certify that this Report is complete and correct and all equipment and material used and work performed during this Reporting period are in compliance with the contract plans and specifications, to the best of my knowledge, except as noted above.			
QC REPRESENTATIVE'S SIGNATURE 			DATE 7/20/2019		SUPERINTENDENT'S INITIALS CEL		DATE 7/20/2019



QUALITY CONTROL REPORT-BUCKET/PIPELINE										PAGE NO. 1		
CONTRACT NO. W912 78-18-D-0-103		CONTRACT TITLE Maintenance Dredge BW & T				CONTRACTOR Mike Hooks/Coastal Dredging				REPORT NO. 51		
CHARACTER OF REPORT		<input checked="" type="checkbox"/> MAINTENANCE <input type="checkbox"/> NEW WORK <input type="checkbox"/> ENVIRONMENTAL								DATE 07/18/2019		
DREDGE		NAME AND TYPE Coastal Rose DSC 18" Shark				SHIFTS PER DAY 2		DAYS PER WEEK 7				
		SIZE		HORSEPOWER			NO. OF CREW MEMBERS					
		PIPELINE 18"	DIPPER OR BUCKET	DREDGE PUMP 1200	SUCTION PIPE JET	CUTTER OR BUCKET 300 H.P.	DREDGE	SHORE	OTHER	TOTAL 0		
LOCATION/CHANNEL OF WORK												
LOCATION OF WORK		REACH DREDGED; STATION TO STATION			DISPOSAL AREA USED St Elmo		QTY DEPOSITED GROSS (CY) 0		CUMMULATIVE AND QTY DEPOSIT FOR DA (CY) 8221			
CHARACTER OF MATERIAL (%)		GRAVEL	SAND	CLAY	MUD	SILT	HARDPAN	STONE	SHELL	OTHER		
CHANNEL CONDITION		AVERAGE DEPTH			BEFORE DREDGING 10.2			AFTER DREDGING 13				
RIVER/TIDE STAGE		MIN		TIME		MAX		TIME		GAGE LOCATION		
		MIN		TIME		MAX		TIME		GAGE DATUM msl		
WEATHER CONDITION		WEATHER			TEMP (min/max)		VISIBILITY		WIND			
WORK PERFORMED						DISTRIBUTION OF WORK						
ITEM		UNIT		QUANTITY		EFFECTIVE WORKING TIME (CHARGEABLE TO COST OF WORK)				HR.	MIN.	
AVERAGE WIDTH OF CUT		FT		150		PUMPING OR DREDGING				0	00	
TOTAL ADVANCE THIS PERIOD		FT		0		PCT OF EFFECTIVE TIME						
TOTAL ADVANCE PREVIOUSLY		FT		7544		BOOSTER (IN LINE)						
TOTAL ADVANCE TO DATE		FT		7544		NON-EFFECTIVE WORKING TIME (CHARGEABLE COST OF WORK)						
SCOWS LOADED		NUMBER				HANDLING PIPE LINES						
AVERAGE LOAD PER SCOW		CY				HANDLING ANCHOR LINES						
						CLEARING PUMP AND PUMP LINES						
						CLEARING CUTTER AND SUCTION HEAD						
FLOATING PIPE 1500'		SHORE PIPE 1500'		SUBMERGED PIPE		WAITING FOR SCOWS						
TOTAL LENGTH OF DISCHARGE PIPE		FT		3000		TO AND FROM WHARF OR ANCHORAGE						
CUBIC YARDS REMOVED		GROSS		CREDITED		CHANGING LOCATION OF PLANT ON JOB						
AMOUNT DREDGE THIS DATE		0		0		LOSS DUE TO OPPOSING NATURAL ELEMENTS						
AMOUNT PREVIOUSLY REPORTED		88676		79809		SHORE LINE AND SHORE WORK						
TOTAL AMOUNT DREDGED TO DATE		88676		79809		WAITING FOR BOOSTER						
AMOUNT DREDGED PER PUMPING/CUTTING HR		0		0		MINOR OPERATING REPAIRS (EXPLAIN IN REMARKS)						
						WAITING FOR ATTENDANT PLANT						
						PREPARATION AND MAKING UP TOW						
						TRANSFERRING PLANT BETWEEN WORKS						
COMMODITY		CONSUMED		CREDITED		LAY TIME OFF SHIFT AND SATURDAYS						
ITEM		UNIT		QUANTITY		SUNDAYS AND HOLIDAYS						
FUEL		BBL				FIRE DRILL						
ELECTRICITY		KW				MOVING OUT OF WAY OF TRAFFIC						
LUBRICANTS		GAL				MISCELLANEOUS (EXPLAIN IN REMARKS)						
MOB DATE		DREDGE START		DEMOB DATE		TOTAL NON-EFFECTIVE TIME				0	00	
						PCT. OF NON-EFFECTIVE						
						TOTAL EFFECTIVE AND NON-EFFECTIVE TIME (CHARGEABLE TO COST OF WORK)				0	00	

QUALITY CONTROL REPORT-BUCKET/PIPELINE					PAGE NO. 2	
CONTRACT NO. W912 78-18-D-0-103		CONTRACT TITLE Maintenance Dredge BW & T		CONTRACTOR Mike Hooks/Coastal Dredging		REPORT NO. 51
DREDGE						DATE 07/18/2019
ATTENDANT PLANT				LOST TIME (NOT CHARGEABLE TO COST OF WORK)		
ITEM	NAME OR NUMBER	H.P.	HOURS		HR	MIN
				MAJOR REPAIRS	24	00
				CESSATION		
				COLLISIONS		
				MISCELLANEOUS		
				TOTAL LOST TIME		
				PERCENTAGE OF TOTAL TIME		
				TOTAL TIME IN PERIOD	24	00

QC NARRATIVE(S)
GENERAL COMMENTS
Dredge down for repair to bearing block and shaft. Crew minimized and QC not present.

SAFETY

CONTRACTOR CERTIFICATION
On behalf of the contractor, I certify that this Report is complete and correct and all equipment and material used and work performed during this Reporting period are in compliance with the contract plans and specifications, to the best of my knowledge, except as noted above.

QC REF: REPRESENTATIVE'S SIGNATURE  DATE 7/20/2019 SUPERINTENDENT'S INITIALS  DATE 7/20/2019

QUALITY CONTROL REPORT-BUCKET/PIPELINE										PAGE NO. 1	
CONTRACT NO. W912 78-18-D-0-103		CONTRACT TITLE Maintenance Dredge BW & T				CONTRACTOR Mike Hooks/Coastal Dredging				REPORT NO. 52	
CHARACTER OF REPORT		<input checked="" type="checkbox"/> MAINTENANCE <input type="checkbox"/> NEW WORK <input type="checkbox"/> ENVIRONMENTAL								DATE 07/19/2019	
DREDGE		NAME AND TYPE Coastal Rose DSC 18" Shark				SHIFTS PER DAY 2		DAYS PER WEEK 7			
		SIZE		HORSEPOWER		NO. OF CREW MEMBERS					
		PIPELINE 18"	DIPPER OR BUCKET	DREDGE PUMP 1200	SUCTION PIPE JET	CUTTER OR BUCKET 300 H.P.	DREDGE	SHORE	OTHER	TOTAL 0	
LOCATION/CHANNEL OF WORK											
LOCATION OF WORK		REACH DREDGED; STATION TO STATION			DISPOSAL AREA USED St Elmo		QTY DEPOSITED GROSS (CY) 0		CUMMULATIVE AND QTY DEPOSIT FOR DA (CY) 8221		
CHARACTER OF MATERIAL (%)		GRAVEL	SAND	CLAY	MUD	SILT	HARDPAN	STONE	SHELL	OTHER	
CHANNEL CONDITION		AVERAGE DEPTH			BEFORE DREDGING 10.2			AFTER DREDGING 13			
RIVER/TIDE STAGE		MIN	TIME		MAX	TIME		GAGE LOCATION			
		MIN	TIME		MAX	TIME		GAGE DATUM msl			
WEATHER CONDITION		WEATHER			TEMP (min/max)		VISIBILITY		WIND		
WORK PERFORMED						DISTRIBUTION OF WORK					
ITEM		UNIT		QUANTITY		EFFECTIVE WORKING TIME (CHARGEABLE TO COST OF WORK)				HR.	MIN.
AVERAGE WIDTH OF CUT		FT		150		PUMPING OR DREDGING				0	00
TOTAL ADVANCE THIS PERIOD		FT		0		PCT OF EFFECTIVE TIME					
TOTAL ADVANCE PREVIOUSLY		FT		7544		BOOSTER (IN LINE)					
TOTAL ADVANCE TO DATE		FT		7544		NON-EFFECTIVE WORKING TIME (CHARGEABLE COST OF WORK)					
SCOWS LOADED		NUMBER				HANDLING PIPE LINES					
AVERAGE LOAD PER SCOW		CY				HANDLING ANCHOR LINES					
						CLEARING PUMP AND PUMP LINES					
						CLEARING CUTTER AND SUCTION HEAD					
FLOATING PIPE 1500'		SHORE PIPE 1500'		SUBMERGED PIPE		WAITING FOR SCOWS					
TOTAL LENGTH OF DISCHARGE PIPE		FT		3000		TO AND FROM WHARF OR ANCHORAGE					
CUBIC YARDS REMOVED		GROSS		CREDITED		CHANGING LOCATION OF PLANT ON JOB					
AMOUNT DREDGE THIS DATE		0		0		LOSS DUE TO OPPOSING NATURAL ELEMENTS					
AMOUNT PREVIOUSLY REPORTED		88676		79809		SHORE LINE AND SHORE WORK					
TOTAL AMOUNT DREDGED TO DATE		88676		79809		WAITING FOR BOOSTER					
AMOUNT DREDGED PER PUMPING/CUTTING HR		0		0		MINOR OPERATING REPAIRS (EXPLAIN IN REMARKS)					
						WAITING FOR ATTENDANT PLANT					
						PREPARATION AND MAKING UP TOW					
						TRANSFERRING PLANT BETWEEN WORKS					
COMMODITY		CONSUMED		CREDITED		LAY TIME OFF SHIFT AND SATURDAYS					
ITEM		UNIT		QUANTITY		SUNDAYS AND HOLIDAYS					
FUEL		BBL				FIRE DRILL					
ELECTRICITY		KW				MOVING OUT OF WAY OF TRAFFIC					
LUBRICANTS		GAL				MISCELLANEOUS (EXPLAIN IN REMARKS)					
						TOTAL NON-EFFECTIVE TIME				0	00
						PCT. OF NON-EFFECTIVE					
MOB DATE		DREDGE START		DEMOB DATE		TOTAL EFFECTIVE AND NON-EFFECTIVE TIME (CHARGEABLE TO COST OF WORK)				0	00

QUALITY CONTROL REPORT-BUCKET/PIPELINE					PAGE NO. 2	
CONTRACT NO. W912 78-18-D-0-103		CONTRACT TITLE Maintenance Dredge BW & T		CONTRACTOR Mike Hooks/Coastal Dredging		REPORT NO. 52
DREDGE						DATE 07/19/2019
ATTENDANT PLANT				LOST TIME (NOT CHARGEABLE TO COST OF WORK)		
ITEM	NAME OR NUMBER	H.P.	HOURS		HR	MIN
				MAJOR REPAIRS	24	00
				CESSATION		
				COLLISIONS		
				MISCELLANEOUS		
				TOTAL LOST TIME		
				PERCENTAGE OF TOTAL TIME		
				TOTAL TIME IN PERIOD	24	00

QC NARRATIVE(S)

GENERAL COMMENTS

Dredge down for repair to bearing block and shaft. Crew minimized and QC not present.

SAFETY

CONTRACTOR CERTIFICATION

On behalf of the contractor, I certify that this Report is complete and correct and all equipment and material used and work performed during this Reporting period are in compliance with the contract plans and specifications, to the best of my knowledge, except as noted above.

QC REPRESENTATIVE'S SIGNATURE

DATE

7/20/2019

SUPERINTENDENT'S INITIALS

CEW

DATE

7/20/2019

QUALITY CONTROL REPORT-BUCKET/PIPELINE										PAGE NO. 1	
CONTRACT NO. W912 78-18-D-0-103		CONTRACT TITLE Maintenance Dredge BW & T				CONTRACTOR Mike Hooks/Coastal Dredging				REPORT NO. 53	
CHARACTER OF REPORT		<input checked="" type="checkbox"/> MAINTENANCE <input type="checkbox"/> NEW WORK <input type="checkbox"/> ENVIRONMENTAL						DATE 07/20/2019			
DREDGE		NAME AND TYPE Coastal Rose DSC 18" Shark				SHIFTS PER DAY 2		DAYS PER WEEK 7			
		SIZE		HORSEPOWER		NO. OF CREW MEMBERS					
		PIPELINE 18"	DIPPER OR BUCKET	DREDGE PUMP 1200	SUCTION PIPE JET	CUTTER OR BUCKET 300 H.P.	DREDGE 15	SHORE 4	OTHER	TOTAL 19	
LOCATION/CHANNEL OF WORK											
LOCATION OF WORK		REACH DREDGED; STATION TO STATION 15+48 to 15+22			DISPOSAL AREA USED St Elmo		QTY DEPOSITED GROSS (CY) 404		CUMMULATIVE AND QTY DEPOSIT FOR DA (CY) 8625		
CHARACTER OF MATERIAL (%)		GRAVEL 40	SAND 60	CLAY	MUD	SILT	HARDPAN	STONE	SHELL	OTHER	
CHANNEL CONDITION		AVERAGE DEPTH			BEFORE DREDGING 10.2			AFTER DREDGING 13			
RIVER/TIDE STAGE		MIN 8.8		TIME		MAX 8.9		TIME		GAGE LOCATION	
		MIN		TIME		MAX		TIME		GAGE DATUM msl	
WEATHER CONDITION		WEATHER Overcast/rain			TEMP (min/max) 70/88		VISIBILITY Clear		WIND Calm		
WORK PERFORMED						DISTRIBUTION OF WORK					
ITEM		UNIT		QUANTITY		EFFECTIVE WORKING TIME (CHARGEABLE TO COST OF WORK)				HR.	MIN.
AVERAGE WIDTH OF CUT		FT		150		PUMPING OR DREDGING				1	25
TOTAL ADVANCE THIS PERIOD		FT		26		PCT OF EFFECTIVE TIME					
TOTAL ADVANCE PREVIOUSLY		FT		7544		BOOSTER (IN LINE)					
TOTAL ADVANCE TO DATE		FT		7570		NON-EFFECTIVE WORKING TIME (CHARGEABLE COST OF WORK)					
SCOWS LOADED		NUMBER				HANDLING PIPE LINES					
AVERAGE LOAD PER SCOW		CY				HANDLING ANCHOR LINES					
						CLEARING PUMP AND PUMP LINES					
						CLEARING CUTTER AND SUCTION HEAD					
FLOATING PIPE 1500'		SHORE PIPE 1500'		SUBMERGED PIPE		WAITING FOR SCOWS					
TOTAL LENGTH OF DISCHARGE PIPE		FT		3000		TO AND FROM WHARF OR ANCHORAGE					
CUBIC YARDS REMOVED		GROSS		CREDITED		CHANGING LOCATION OF PLANT ON JOB					
AMOUNT DREDGE THIS DATE		404		364		LOSS DUE TO OPPOSING NATURAL ELEMENTS					
AMOUNT PREVIOUSLY REPORTED		88676		79809		SHORE LINE AND SHORE WORK					
TOTAL AMOUNT DREDGED TO DATE		89080		80173		WAITING FOR BOOSTER					
AMOUNT DREDGED PER PUMPING/CUTTING HR		288		257		MINOR OPERATING REPAIRS (EXPLAIN IN REMARKS)					
						WAITING FOR ATTENDANT PLANT					
						PREPARATION AND MAKING UP TOW					
						TRANSFERRING PLANT BETWEEN WORKS					
						LAY TIME OFF SHIFT AND SATURDAYS					
						SUNDAYS AND HOLIDAYS					
						FIRE DRILL					
FUEL		BBL				MOVING OUT OF WAY OF TRAFFIC				1	15
ELECTRICITY		KW				MISCELLANEOUS (EXPLAIN IN REMARKS)					
LUBRICANTS		GAL				TOTAL NON-EFFECTIVE TIME				1	15
						PCT. OF NON-EFFECTIVE					
MOB DATE		DREDGE START		DEMOB DATE		TOTAL EFFECTIVE AND NON-EFFECTIVE TIME (CHARGEABLE TO COST OF WORK)				2	40


QUALITY CONTROL REPORT-BUCKET/PIPELINE					PAGE NO. 2	
CONTRACT NO. W912 78-18-D-0-103		CONTRACT TITLE Maintenance Dredge BW & T		CONTRACTOR Mike Hooks/Coastal Dredging		REPORT NO. 53
DREDGE						DATE 07/20/2019
ATTENDANT PLANT				LOST TIME (NOT CHARGEABLE TO COST OF WORK)		
ITEM	NAME OR NUMBER	H.P.	HOURS		HR	MIN
				MAJOR REPAIRS	21	20
				CESSATION		
				COLLISIONS		
				MISCELLANEOUS		
				TOTAL LOST TIME		
				PERCENTAGE OF TOTAL TIME		
				TOTAL TIME IN PERIOD	21	20

QC NARRATIVE(S)
GENERAL COMMENTS


Lost time for major repair to complete installation of bearing block and shaft.

SAFETY


One crew member was reminded to wear a hard hat while working around overhead hazards. All other crew members observed wearing required ppe. Railing on office barge was repaired.

CONTRACTOR CERTIFICATION		On behalf of the contractor, I certify that this Report is complete and correct and all equipment and material used and work performed during this Reporting period are in compliance with the contract plans and specifications, to the best of my knowledge, except as noted above.			
QC REPRESENTATIVE'S SIGNATURE 		DATE 7/21/2019	SUPERINTENDENT'S INITIALS CEW		DATE 7/21/2019

QUALITY CONTROL REPORT-BUCKET/PIPELINE										PAGE NO. 1	
CONTRACT NO. W912 78-18-D-0-103		CONTRACT TITLE Maintenance Dredge BW & T				CONTRACTOR Mike Hooks/Coastal Dredging				REPORT NO. 54	
CHARACTER OF REPORT		<input checked="" type="checkbox"/> MAINTENANCE <input type="checkbox"/> NEW WORK <input type="checkbox"/> ENVIRONMENTAL								DATE 07/21/2019	
DREDGE		NAME AND TYPE Coastal Rose DSC 18" Shark					SHIFTS PER DAY 2		DAYS PER WEEK 7		
		SIZE		HORSEPOWER			NO. OF CREW MEMBERS				
		PIPELINE 18"	DIPPER OR BUCKET	DREDGE PUMP 1200	SUCTION PIPE JET	CUTTER OR BUCKET 300 H.P.	DREDGE 14	SHORE 4	OTHER	TOTAL 18	
LOCATION/CHANNEL OF WORK											
LOCATION OF WORK		REACH DREDGED; STATION TO STATION 15+22 to 14+54			DISPOSAL AREA USED St Elmo		QTY DEPOSITED GROSS (CY) 1511		CUMMULATIVE AND QTY DEPOSIT FOR DA (CY) 10136		
CHARACTER OF MATERIAL (%)		GRAVEL 40	SAND 60	CLAY	MUD	SILT	HARDPAN	STONE	SHELL	OTHER	
CHANNEL CONDITION		AVERAGE DEPTH			BEFORE DREDGING 9			AFTER DREDGING 13			
RIVER/TIDE STAGE		MIN 8.8		TIME		MAX 9.0		TIME		GAGE LOCATION	
		MIN		TIME		MAX		TIME		GAGE DATUM msl	
WEATHER CONDITION		WEATHER Partly Cloudy			TEMP (min/max) 75/93		VISIBILITY Clear		WIND S 5-10kts		
WORK PERFORMED						DISTRIBUTION OF WORK					
ITEM		UNIT		QUANTITY		EFFECTIVE WORKING TIME (CHARGEABLE TO COST OF WORK)				HR.	MIN.
AVERAGE WIDTH OF CUT		FT		150		PUMPING OR DREDGING				8	04
TOTAL ADVANCE THIS PERIOD		FT		68		PCT OF EFFECTIVE TIME					
TOTAL ADVANCE PREVIOUSLY		FT		7570		BOOSTER (IN LINE)					
TOTAL ADVANCE TO DATE		FT		7638		NON-EFFECTIVE WORKING TIME (CHARGEABLE COST OF WORK)					
SCOWS LOADED		NUMBER				HANDLING PIPE LINES					
AVERAGE LOAD PER SCOW		CY				HANDLING ANCHOR LINES					
						CLEARING PUMP AND PUMP LINES				11	41
						CLEARING CUTTER AND SUCTION HEAD					40
FLOATING PIPE 1500'		SHORE PIPE 1500'		SUBMERGED PIPE		WAITING FOR SCOWS					
TOTAL LENGTH OF DISCHARGE PIPE		FT		3000		TO AND FROM WHARF OR ANCHORAGE					
CUBIC YARDS REMOVED		GROSS		CREDITED		CHANGING LOCATION OF PLANT ON JOB					
AMOUNT DREDGE THIS DATE		1511		1360		LOSS DUE TO OPPOSING NATURAL ELEMENTS					
AMOUNT PREVIOUSLY REPORTED		89080		80173		SHORE LINE AND SHORE WORK					
TOTAL AMOUNT DREDGED TO DATE		90591		81533		WAITING FOR BOOSTER					
AMOUNT DREDGED PER PUMPING/CUTTING HR		187		169		MINOR OPERATING REPAIRS (EXPLAIN IN REMARKS)					
						WAITING FOR ATTENDANT PLANT					
						PREPARATION AND MAKING UP TOW					
						TRANSFERRING PLANT BETWEEN WORKS					
COMMODITY		CONSUMED		CREDITED		LAY TIME OFF SHIFT AND SATURDAYS					
ITEM	UNIT	QUANTITY		QUANTITY		SUNDAYS AND HOLIDAYS					
FUEL	BBL					FIRE DRILL					
ELECTRICITY	KW					MOVING OUT OF WAY OF TRAFFIC					
LUBRICANTS	GAL					MISCELLANEOUS (EXPLAIN IN REMARKS)					15
						TOTAL NON-EFFECTIVE TIME				12	36
MOB DATE		DREDGE START		DEMOB DATE		PCT. OF NON-EFFECTIVE					
						TOTAL EFFECTIVE AND NON-EFFECTIVE TIME (CHARGEABLE TO COST OF WORK)				20	40

QUALITY CONTROL REPORT-BUCKET/PIPELINE					PAGE NO. 2	
CONTRACT NO. W912 78-18-D-0-103		CONTRACT TITLE Maintenance Dredge BW & T		CONTRACTOR Mike Hooks/Coastal Dredging		REPORT NO. 54
DREDGE						DATE 07/21/2019
ATTENDANT PLANT				LOST TIME (NOT CHARGEABLE TO COST OF WORK)		
ITEM	NAME OR NUMBER	H.P.	HOURS		HR	MIN
				MAJOR REPAIRS	3	15
				CESSATION		
				COLLISIONS		
				MISCELLANEOUS		5
				TOTAL LOST TIME		
				PERCENTAGE OF TOTAL TIME		
				TOTAL TIME IN PERIOD	3	20
<p>QC NARRATIVE(S) GENERAL COMMENTS See supplement.</p> <p>SAFETY All crew members were observed wearing required ppe.</p>						
CONTRACTOR CERTIFICATION		On behalf of the contractor, I certify that this Report is complete and correct and all equipment and material used and work performed during this Reporting period are in compliance with the contract plans and specifications, to the best of my knowledge, except as noted above.				
QC REPRESENTATIVE'S SIGNATURE 		DATE 7/22/2019		SUPERINTENDENT'S INITIALS CEW		DATE 7/22/2019

QUALITY CONTROL REPORT-BUCKET/PIPELINE										PAGE NO. 1	
CONTRACT NO. W912 78-18-D-103		CONTRACT TITLE Maintenance Dredge BW & T				CONTRACTOR Mike Hooks/Coastal Dredging				REPORT NO. 55	
CHARACTER OF REPORT		<input checked="" type="checkbox"/> MAINTENANCE <input type="checkbox"/> NEW WORK <input type="checkbox"/> ENVIRONMENTAL						DATE 07/22/2019			
DREDGE	NAME AND TYPE Coastal Rose DSC 18" Shark					SHIFTS PER DAY 2		DAYS PER WEEK 7			
	SIZE		HORSEPOWER			NO. OF CREW MEMBERS					
	PIPELINE 18"	DIPPER OR BUCKET	DREDGE PUMP 1200	SUCTION PIPE JET	CUTTER OR BUCKET 300 H.P.	DREDGE 13	SHORE 4	OTHER	TOTAL 17		
LOCATION/CHANNEL OF WORK											
LOCATION OF WORK		REACH DREDGED; STATION TO STATION 14+54 to 13+39			DISPOSAL AREA USED St Elmo		QTY DEPOSITED GROSS (CY) 2556		CUMMULATIVE AND QTY DEPOSIT FOR DA (CY) 12692		
CHARACTER OF MATERIAL (%)		GRAVEL 40	SAND 60	CLAY	MUD	SILT	HARDPAN	STONE	SHELL	OTHER	
CHANNEL CONDITION		AVERAGE DEPTH			BEFORE DREDGING 9			AFTER DREDGING 13			
RIVER/TIDE STAGE		MIN 8.8	TIME		MAX 8.8	TIME		GAGE LOCATION			
		MIN	TIME		MAX	TIME		GAGE DATUM msl			
WEATHER CONDITION		WEATHER Partly Cloudy			TEMP (min/max) 75/90		VISIBILITY Clear		WIND variable 5kts		
WORK PERFORMED						DISTRIBUTION OF WORK					
ITEM		UNIT		QUANTITY		EFFECTIVE WORKING TIME (CHARGEABLE TO COST OF WORK)				HR.	MIN.
AVERAGE WIDTH OF CUT		FT		150		PUMPING OR DREDGING				14	48
TOTAL ADVANCE THIS PERIOD		FT		115		PCT OF EFFECTIVE TIME					
TOTAL ADVANCE PREVIOUSLY		FT		7638		BOOSTER (IN LINE)					
TOTAL ADVANCE TO DATE		FT		7753		NON-EFFECTIVE WORKING TIME (CHARGEABLE COST OF WORK)					
SCOWS LOADED		NUMBER				HANDLING PIPE LINES					
AVERAGE LOAD PER SCOW		CY				HANDLING ANCHOR LINES					22
FLOATING PIPE 1500'		SHORE PIPE 1450		SUBMERGED PIPE		CLEARING PUMP AND PUMP LINES				3	45
TOTAL LENGTH OF DISCHARGE PIPE		FT 2950				CLEARING CUTTER AND SUCTION HEAD					
CUBIC YARDS REMOVED		GROSS		CREDITED		WAITING FOR SCOWS					
AMOUNT DREDGE THIS DATE		2556		2300		TO AND FROM WHARF OR ANCHORAGE					
AMOUNT PREVIOUSLY REPORTED		90591		81533		CHANGING LOCATION OF PLANT ON JOB					
TOTAL AMOUNT DREDGED TO DATE		93147		83833		LOSS DUE TO OPPOSING NATURAL ELEMENTS					
AMOUNT DREDGED PER PUMPING/CUTTING HR		173		155		SHORE LINE AND SHORE WORK					
OPERATING SUPPLIES						WAITING FOR BOOSTER					
COMMUNITY		CONSUMED		CREDITED		MINOR OPERATING REPAIRS (EXPLAIN IN REMARKS)					
ITEM		UNIT		QUANTITY		WAITING FOR ATTENDANT PLANT					
FUEL		BBL				PREPARATION AND MAKING UP TOW					
ELECTRICITY		KW				TRANSFERRING PLANT BETWEEN WORKS					
LUBRICANTS		GAL				LAY TIME OFF SHIFT AND SATURDAYS					
MOB DATE		DREDGE START		DEMOB DATE		SUNDAYS AND HOLIDAYS					
						FIRE DRILL					
						MOVING OUT OF WAY OF TRAFFIC					30
						MISCELLANEOUS (EXPLAIN IN REMARKS)				1	15
						TOTAL NON-EFFECTIVE TIME				5	52
						PCT. OF NON-EFFECTIVE					
						TOTAL EFFECTIVE AND NON-EFFECTIVE TIME (CHARGEABLE TO COST OF WORK)				20	40

QUALITY CONTROL REPORT-BUCKET/PIPELINE					PAGE NO. 2	
CONTRACT NO. W912 78-18-D-0-103		CONTRACT TITLE Maintenance Dredge BW & T		CONTRACTOR Mike Hooks/Coastal Dredging		REPORT NO. 55
DREDGE						DATE 07/22/2019
ATTENDANT PLANT				LOST TIME (NOT CHARGEABLE TO COST OF WORK)		
ITEM	NAME OR NUMBER	H.P.	HOURS		HR	MIN
				MAJOR REPAIRS	3	00
				CESSATION		
				COLLISIONS		
				MISCELLANEOUS		20
				TOTAL LOST TIME		
				PERCENTAGE OF TOTAL TIME		
				TOTAL TIME IN PERIOD	3	20
<p>QC REPRESENTATIVE(S) GENERAL COMMENTS Lost time for major repair to fuse pipeline = 3hr, fix battery = 10min, service dredge = 10min. 1h15min of non-effective misc time to make adjustment at disposal area.</p> <p>SAFETY All crew members observed wearing required ppe.</p>						
CONTRACTOR CERTIFICATION		On behalf of the contractor, I certify that this Report is complete and correct and all equipment and material used and work performed during this Reporting period are in compliance with the contract plans and specifications, to the best of my knowledge, except as noted above.				
QC REPRESENTATIVE'S SIGNATURE		DATE		SUPERINTENDENT'S INITIALS		DATE
		7/23/2019		CEL		7/23/2019

QUALITY CONTROL REPORT-BUCKET/PIPELINE										PAGE NO. 1	
CONTRACT NO. W912 78-18-D-0-103		CONTRACT TITLE Maintenance Dredge BW & T				CONTRACTOR Mike Hooks/Coastal Dredging				REPORT NO. 56	
CHARACTER OF REPORT		<input checked="" type="checkbox"/> MAINTENANCE <input type="checkbox"/> NEW WORK <input type="checkbox"/> ENVIRONMENTAL								DATE 07/23/2019	
DREDGE		NAME AND TYPE Coastal Rose DSC 18" Shark				SHIFTS PER DAY 2		DAYS PER WEEK 7			
		SIZE		HORSEPOWER		NO. OF CREW MEMBERS					
		PIPELINE 18"	DIPPER OR BUCKET	DREDGE PUMP 1200	SUCTION PIPE JET	CUTTER OR BUCKET 300 H.P.	DREDGE 15	SHORE 4	OTHER	TOTAL 19	
LOCATION/CHANNEL OF WORK											
LOCATION OF WORK		REACH DREDGED; STATION TO STATION 13+39 to 12+08			DISPOSAL AREA USED St Elmo		QTY DEPOSITED GROSS (CY) 2911		CUMMULATIVE AND QTY DEPOSIT FOR DA (CY) 16603		
CHARACTER OF MATERIAL (%)		GRAVEL 40	SAND 60	CLAY	MUD	SILT	HARDPAN	STONE	SHELL	OTHER	
CHANNEL CONDITION		AVERAGE DEPTH			BEFORE DREDGING 9			AFTER DREDGING 13			
RIVER/TIDE STAGE		MIN 8.8		TIME		MAX 8.8		TIME		GAGE LOCATION	
		MIN		TIME		MAX		TIME		GAGE DATUM msl	
WEATHER CONDITION		WEATHER Overcast			TEMP (min/max) 70/84		VISIBILITY Clear		WIND NW 5kts		
WORK PERFORMED						DISTRIBUTION OF WORK					
ITEM		UNIT		QUANTITY		EFFECTIVE WORKING TIME (CHARGEABLE TO COST OF WORK)				HR.	MIN.
AVERAGE WIDTH OF CUT		FT		150		PUMPING OR DREDGING				14	59
TOTAL ADVANCE THIS PERIOD		FT		131		PCT OF EFFECTIVE TIME					
TOTAL ADVANCE PREVIOUSLY		FT		7753		BOOSTER (IN LINE)					
TOTAL ADVANCE TO DATE		FT		7884		NON-EFFECTIVE WORKING TIME (CHARGEABLE COST OF WORK)					
SCOWS LOADED		NUMBER				HANDLING PIPE LINES				2	17
AVERAGE LOAD PER SCOW		CY				HANDLING ANCHOR LINES					22
						CLEARING PUMP AND PUMP LINES				2	12
						CLEARING CUTTER AND SUCTION HEAD					
FLOATING PIPE 1500'		SHORE PIPE 1950		SUBMERGED PIPE		WAITING FOR SCOWS					
TOTAL LENGTH OF DISCHARGE PIPE		FT		3450		TO AND FROM WHARF OR ANCHORAGE					
CUBIC YARDS REMOVED		GROSS		CREDITED		CHANGING LOCATION OF PLANT ON JOB					
AMOUNT DREDGE THIS DATE		2911		2620		LOSS DUE TO OPPOSING NATURAL ELEMENTS					
AMOUNT PREVIOUSLY REPORTED		93147		83833		SHORE LINE AND SHORE WORK					
TOTAL AMOUNT DREDGED TO DATE		96058		86453		WAITING FOR BOOSTER					
AMOUNT DREDGED PER PUMPING/CUTTING HR		194		175		MINOR OPERATING REPAIRS (EXPLAIN IN REMARKS)					
						WAITING FOR ATTENDANT PLANT					
						PREPARATION AND MAKING UP TOW					
						TRANSFERRING PLANT BETWEEN WORKS					
COMMODITY		CONSUMED		CREDITED		LAY TIME OFF SHIFT AND SATURDAYS					
ITEM		UNIT		QUANTITY		SUNDAYS AND HOLIDAYS					
FUEL		BBL				FIRE DRILL					
ELECTRICITY		KW				MOVING OUT OF WAY OF TRAFFIC				1	40
LUBRICANTS		GAL				MISCELLANEOUS (EXPLAIN IN REMARKS)					
MOB DATE		DREDGE START		DEMOB DATE		TOTAL NON-EFFECTIVE TIME				6	31
						PCT. OF NON-EFFECTIVE					
						TOTAL EFFECTIVE AND NON-EFFECTIVE TIME (CHARGEABLE TO COST OF WORK)				21	30

QUALITY CONTROL REPORT-BUCKET/PIPELINE					PAGE NO. 2	
CONTRACT NO. W912 78-18-D-0-103		CONTRACT TITLE Maintenance Dredge BW & T		CONTRACTOR Mike Hooks/Coastal Dredging		REPORT NO. 56
DREDGE						DATE 07/23/2019
ATTENDANT PLANT				LOST TIME (NOT CHARGEABLE TO COST OF WORK)		
ITEM	NAME OR NUMBER	H.P.	HOURS		HR	MIN
				MAJOR REPAIRS	2	30
				CESSATION		
				COLLISIONS		
				MISCELLANEOUS		
				TOTAL LOST TIME		
				PERCENTAGE OF TOTAL TIME		
				TOTAL TIME IN PERIOD	2	30


QC NARRATIVE(S)

GENERAL COMMENTS


Lost time for major repair to replace battery and repair leak in rock box.

SAFETY


All crew members observed wearing required ppe.

CONTRACTOR CERTIFICATION		On behalf of the contractor, I certify that this Report is complete and correct and all equipment and material used and work performed during this Reporting period are in compliance with the contract plans and specifications, to the best of my knowledge, except as noted above.			
QC REPRESENTATIVE'S SIGNATURE 		DATE 7/24/2019	SUPERINTENDENT'S INITIALS CEW		DATE 7/24/2019


QUALITY CONTROL REPORT-BUCKET/PIPELINE										PAGE NO. 1	
CONTRACT NO. W912 78-18-D-0-103		CONTRACT TITLE Maintenance Dredge BW & T				CONTRACTOR Mike Hooks/Coastal Dredging				REPORT NO. 57	
CHARACTER OF REPORT		<input checked="" type="checkbox"/> MAINTENANCE <input type="checkbox"/> NEW WORK <input type="checkbox"/> ENVIRONMENTAL								DATE 07/24/2019	
DREDGE		NAME AND TYPE Coastal Rose DSC 18" Shark					SHIFTS PER DAY 2		DAYS PER WEEK 7		
		SIZE		HORSEPOWER			NO. OF CREW MEMBERS				
		PIPELINE 18"	DIPPER OR BUCKET	DREDGE PUMP 1200	SUCTION PIPE JET	CUTTER OR BUCKET 300 H.P.	DREDGE 15	SHORE 4	OTHER	TOTAL 19	
LOCATION/CHANNEL OF WORK											
LOCATION OF WORK		REACH DREDGED; STATION TO STATION 12+08 to 10+16			DISPOSAL AREA USED St Elmo		QTY DEPOSITED GROSS (CY) 4267		CUMMULATIVE AND QTY DEPOSIT FOR DA (CY) 20870		
CHARACTER OF MATERIAL (%)		GRAVEL 10	SAND 90	CLAY	MUD	SILT	HARDPAN	STONE	SHELL	OTHER	
CHANNEL CONDITION		AVERAGE DEPTH			BEFORE DREDGING 9.3			AFTER DREDGING 13			
RIVER/TIDE STAGE		MIN 8.8		TIME		MAX 8.8		TIME		GAGE LOCATION	
		MIN		TIME		MAX		TIME		GAGE DATUM msl	
WEATHER CONDITION		WEATHER Clear			TEMP (min/max) 72/88		VISIBILITY Clear		WIND light and variable		
WORK PERFORMED						DISTRIBUTION OF WORK					
ITEM		UNIT		QUANTITY		EFFECTIVE WORKING TIME (CHARGEABLE TO COST OF WORK)				HR.	MIN.
AVERAGE WIDTH OF CUT		FT		150		PUMPING OR DREDGING				19	59
TOTAL ADVANCE THIS PERIOD		FT		192		PCT OF EFFECTIVE TIME					
TOTAL ADVANCE PREVIOUSLY		FT		7884		BOOSTER (IN LINE)					
TOTAL ADVANCE TO DATE		FT		8076		NON-EFFECTIVE WORKING TIME (CHARGEABLE COST OF WORK)					
SCOWS LOADED		NUMBER				HANDLING PIPE LINES					
AVERAGE LOAD PER SCOW		CY				HANDLING ANCHOR LINES					42
						CLEARING PUMP AND PUMP LINES				2	39
						CLEARING CUTTER AND SUCTION HEAD					
						WAITING FOR SCOWS					
						TO AND FROM WHARF OR ANCHORAGE					
						CHANGING LOCATION OF PLANT ON JOB					
						LOSS DUE TO OPPOSING NATURAL ELEMENTS					
						SHORE LINE AND SHORE WORK					
						WAITING FOR BOOSTER					
						MINOR OPERATING REPAIRS (EXPLAIN IN REMARKS)					
						WAITING FOR ATTENDANT PLANT					
						PREPARATION AND MAKING UP TOW					
						TRANSFERRING PLANT BETWEEN WORKS					
						LAY TIME OFF SHIFT AND SATURDAYS					
						SUNDAYS AND HOLIDAYS					
						FIRE DRILL					
						MOVING OUT OF WAY OF TRAFFIC					15
						MISCELLANEOUS (EXPLAIN IN REMARKS)					25
						TOTAL NON-EFFECTIVE TIME				4	01
						PCT. OF NON-EFFECTIVE					
MOB DATE		DREDGE START		DEMOB DATE		TOTAL EFFECTIVE AND NON-EFFECTIVE TIME (CHARGEABLE TO COST OF WORK)				24	00

QUALITY CONTROL REPORT-BUCKET/PIPELINE					PAGE NO. 2	
CONTRACT NO. W912 78-18-D-0-103		CONTRACT TITLE Maintenance Dredge BW & T		CONTRACTOR Mike Hooks/Coastal Dredging		REPORT NO. 57
DREDGE						DATE 07/24/2019
ATTENDANT PLANT				LOST TIME (NOT CHARGEABLE TO COST OF WORK)		
ITEM	NAME OR NUMBER	H.P.	HOURS		HR	MIN
				MAJOR REPAIRS		
				CESSATION		
				COLLISIONS		
				MISCELLANEOUS		
				TOTAL LOST TIME		
				PERCENTAGE OF TOTAL TIME		
				TOTAL TIME IN PERIOD		
<p>QC NARRATIVE(S) GENERAL COMMENTS Misc non-effective time to re-align the dredge for the turn on the cut box.</p> <p>SAFETY All crew members observed wearing required ppe.</p>						
CONTRACTOR CERTIFICATION		On behalf of the contractor, I certify that this Report is complete and correct and all equipment and material used and work performed during this Reporting period are in compliance with the contract plans and specifications, to the best of my knowledge, except as noted above.				
QC REPRESENTATIVE'S SIGNATURE 		DATE 7/25/2019		SUPERINTENDENT'S INITIALS CEL		DATE 7/25/2019

QUALITY CONTROL REPORT-BUCKET/PIPELINE										PAGE NO. 1	
CONTRACT NO. W912 78-18-D-103		CONTRACT TITLE Maintenance Dredge BW & T				CONTRACTOR Mike Hooks/Coastal Dredging				REPORT NO. 58	
CHARACTER OF REPORT		<input checked="" type="checkbox"/> MAINTENANCE <input type="checkbox"/> NEW WORK <input type="checkbox"/> ENVIRONMENTAL								DATE 07/25/2019	
DREDGE		NAME AND TYPE Coastal Rose DSC 18" Shark				SHIFTS PER DAY 2		DAYS PER WEEK 7			
		SIZE		HORSEPOWER		NO. OF CREW MEMBERS					
		PIPELINE 18"	DIPPER OR BUCKET	DREDGE PUMP 1200	SUCTION PIPE JET	CUTTER OR BUCKET 300 H.P.	DREDGE 14	SHORE 4	OTHER	TOTAL 18	
LOCATION/CHANNEL OF WORK											
LOCATION OF WORK		REACH DREDGED; STATION TO STATION 10+16 to 9+20			DISPOSAL AREA USED St Elmo		QTY DEPOSITED GROSS (CY) 2133		CUMMULATIVE AND QTY DEPOSIT FOR DA (CY) 23003		
CHARACTER OF MATERIAL (%)		GRAVEL 10	SAND 90	CLAY	MUD	SILT	HARDPAN	STONE	SHELL	OTHER	
CHANNEL CONDITION		AVERAGE DEPTH			BEFORE DREDGING 9.3			AFTER DREDGING 13			
RIVER/TIDE STAGE		MIN 7.8		TIME		MAX 8.4		TIME		GAGE LOCATION	
		MIN		TIME		MAX		TIME		GAGE DATUM msl	
WEATHER CONDITION		WEATHER Clear			TEMP (min/max) 75/90		VISIBILITY Clear		WIND light and variable		
WORK PERFORMED						DISTRIBUTION OF WORK					
ITEM		UNIT		QUANTITY		EFFECTIVE WORKING TIME (CHARGEABLE TO COST OF WORK)				HR.	MIN.
AVERAGE WIDTH OF CUT		FT		150		PUMPING OR DREDGING				10	40
TOTAL ADVANCE THIS PERIOD		FT		96		PCT OF EFFECTIVE TIME					
TOTAL ADVANCE PREVIOUSLY		FT		8076		BOOSTER (IN LINE)					
TOTAL ADVANCE TO DATE		FT		8172		NON-EFFECTIVE WORKING TIME (CHARGEABLE COST OF WORK)					
SCOWS LOADED		NUMBER				HANDLING PIPE LINES				4	30
AV. SE LOAD		CY				HANDLING ANCHOR LINES					36
TOTAL SCOW						CLEARING PUMP AND PUMP LINES				1	54
FLOATING PIPE 2000		SHORE PIPE 1950		SUBMERGED PIPE		CLEARING CUTTER AND SUCTION HEAD					
TOTAL LENGTH OF DISCHARGE PIPE		FT 3950				WAITING FOR SCOWS					
CUBIC YARDS REMOVED		GROSS		CREDITED		TO AND FROM WHARF OR ANCHORAGE					
AMOUNT DREDGE THIS DATE		2133		1920		CHANGING LOCATION OF PLANT ON JOB					
AMOUNT PREVIOUSLY REPORTED		100325		90293		LOSS DUE TO OPPOSING NATURAL ELEMENTS					
TOTAL AMOUNT DREDGED TO DATE		102458		92213		SHORE LINE AND SHORE WORK					40
AMOUNT DREDGED PER PUMPING/CUTTING HR		200		180		WAITING FOR BOOSTER					
OPERATING SUPPLIES						MINOR OPERATING REPAIRS (EXPLAIN IN REMARKS)					
COMMODITY		CONSUMED		CREDITED		WAITING FOR ATTENDANT PLANT					
ITEM	UNIT	QUANTITY		QUANTITY		PREPARATION AND MAKING UP TOW					
FUEL	BBL					TRANSFERRING PLANT BETWEEN WORKS					
ELECTRICITY	KW					LAY TIME OFF SHIFT AND SATURDAYS					
LUBRIC S	GAL					SUNDAYS AND HOLIDAYS					
MOB DATE		DREDGE START		DEMOB DATE		FIRE DRILL					
						MOVING OUT OF WAY OF TRAFFIC					10
						MISCELLANEOUS (EXPLAIN IN REMARKS)					
						TOTAL NON-EFFECTIVE TIME				7	50
						PCT. OF NON-EFFECTIVE					
						TOTAL EFFECTIVE AND NON-EFFECTIVE TIME (CHARGEABLE TO COST OF WORK)				18	30

QUALITY CONTROL REPORT-BUCKET/PIPELINE					PAGE NO. 2	
CONTRACT NO. W917 18-D-0-103		CONTRACT TITLE Maintenance Dredge BW & T		CONTRACTOR Mike Hooks/Coastal Dredging		REPORT NO. 58
DREDGE						DATE 07/25/2019
ATTENDANT PLANT				LOST TIME (NOT CHARGEABLE TO COST OF WORK)		
ITEM	NAME OR NUMBER	H.P.	HOURS		HR	MIN
				MAJOR REPAIRS	5	30
				CESSATION		
				COLLISIONS		
				MISCELLANEOUS		
				TOTAL LOST TIME		
				PERCENTAGE OF TOTAL TIME		
				TOTAL TIME IN PERIOD	5	30
<p>QC NARRATIVE(S)</p> <p>GENERAL COMMENTS</p> <p>Lost time for major repair to fix leak in pump.</p> <p>SAFETY</p> <p>All crew members observed wearing required ppe.</p>						
CONTRACTOR CERTIFICATION		On behalf of the contractor, I certify that this Report is complete and correct and all equipment and material used and work performed during this Reporting period are in compliance with the contract plans and specifications, to the best of my knowledge, except as noted above.				
QC REPRESENTATIVE'S SIGNATURE 		DATE 7/26/2019		SUPERINTENDENT'S INITIALS CEW		DATE 7/26/2019

QUALITY CONTROL REPORT-BUCKET/PIPELINE										PAGE NO. 1	
CONTRACT NO. W912 78-18-D-0-103		CONTRACT TITLE Maintenance Dredge BW & T				CONTRACTOR Mike Hooks/Coastal Dredging				REPORT NO. 59	
CHARACTER OF REPORT		<input checked="" type="checkbox"/> MAINTENANCE <input type="checkbox"/> NEW WORK <input type="checkbox"/> ENVIRONMENTAL								DATE 07/26/2019	
DREDGE		NAME AND TYPE Coastal Rose DSC 18" Shark					SHIFTS PER DAY 2		DAYS PER WEEK 7		
		SIZE		HORSEPOWER			NO. OF CREW MEMBERS				
		PIPELINE 18"	DIPPER OR BUCKET	DREDGE PUMP 1200	SUCTION PIPE JET	CUTTER OR BUCKET 300 H.P.	DREDGE 14	SHORE 4	OTHER	TOTAL 18	
LOCATION/CHANNEL OF WORK											
LOCATION OF WORK		REACH DREDGED; STATION TO STATION 9+20 to 7+61			DISPOSAL AREA USED St Elmo		QTY DEPOSITED GROSS (CY) 3533		CUMMULATIVE AND QTY DEPOSIT FOR DA (CY) 26536		
CHARACTER OF MATERIAL (%)		GRAVEL 5	SAND 95	CLAY	MUD	SILT	HARDPAN	STONE	SHELL	OTHER	
CHANNEL CONDITION		AVERAGE DEPTH			BEFORE DREDGING 9.3			AFTER DREDGING 13			
RIVER/TIDE STAGE		MIN 6.7		TIME		MAX 7.2		TIME		GAGE LOCATION	
		MIN		TIME		MAX		TIME		GAGE DATUM msl	
WEATHER CONDITION		WEATHER Clear			TEMP (min/max) 72/88		VISIBILITY Clear		WIND light and variable		
WORK PERFORMED						DISTRIBUTION OF WORK					
ITEM		UNIT		QUANTITY		EFFECTIVE WORKING TIME (CHARGEABLE TO COST OF WORK)				HR.	MIN.
AVERAGE WIDTH OF CUT		FT		150		PUMPING OR DREDGING				19	39
TOTAL ADVANCE THIS PERIOD		FT		159		PCT OF EFFECTIVE TIME					
TOTAL ADVANCE PREVIOUSLY		FT		8172		BOOSTER (IN LINE)					
TOTAL ADVANCE TO DATE		FT		8331		NON-EFFECTIVE WORKING TIME (CHARGEABLE COST OF WORK)					
SCOWS LOADED		NUMBER				HANDLING PIPE LINES					
AVERAGE LOAD PER SCOW		CY				HANDLING ANCHOR LINES					23
FLOATING PIPE 2000 SHORE PIPE 1950 SUBMERGED PIPE						CLEARING PUMP AND PUMP LINES				1	38
TOTAL LENGTH OF DISCHARGE PIPE FT 3950						CLEARING CUTTER AND SUCTION HEAD					
CUBIC YARDS REMOVED		GROSS		CREDITED		WAITING FOR SCOWS					
AMOUNT DREDGE THIS DATE		3533		3180		TO AND FROM WHARF OR ANCHORAGE					
AMOUNT PREVIOUSLY REPORTED		102458		92213		CHANGING LOCATION OF PLANT ON JOB					
TOTAL AMOUNT DREDGED TO DATE		105991		95393		LOSS DUE TO OPPOSING NATURAL ELEMENTS					
AMOUNT DREDGED PER PUMPING/CUTTING HR		180		162		SHORE LINE AND SHORE WORK					
OPERATING SUPPLIES						WAITING FOR BOOSTER					
COMMODITY		CONSUMED		CREDITED		MINOR OPERATING REPAIRS (EXPLAIN IN REMARKS)					
ITEM	UNIT	QUANTITY		QUANTITY		WAITING FOR ATTENDANT PLANT					
FUEL	BBL					PREPARATION AND MAKING UP TOW					
ELECTRICITY	KW					TRANSFERRING PLANT BETWEEN WORKS					
LUBRICANTS	GAL					LAY TIME OFF SHIFT AND SATURDAYS					
MOB DATE	DREDGE START		DEMOB DATE		SUNDAYS AND HOLIDAYS						
						FIRE DRILL					
						MOVING OUT OF WAY OF TRAFFIC					
						MISCELLANEOUS (EXPLAIN IN REMARKS)					
						TOTAL NON-EFFECTIVE TIME				2	01
						PCT. OF NON-EFFECTIVE					
						TOTAL EFFECTIVE AND NON-EFFECTIVE TIME (CHARGEABLE TO COST OF WORK)				21	40

QUALITY CONTROL REPORT-BUCKET/PIPELINE					PAGE NO. 2		
CONTRACT NO. W912 78-18-D-0-103		CONTRACT TITLE Maintenance Dredge BW & T		CONTRACTOR Mike Hooks/Coastal Dredging		REPORT NO. 59	
DREDGE						DATE 07/26/2019	
ATTENDANT PLANT				LOST TIME (NOT CHARGEABLE TO COST OF WORK)			
ITEM	NAME OR NUMBER	H.P.	HOURS		HR	MIN	
				MAJOR REPAIRS	1	40	
				CESSATION			
				COLLISIONS			
				MISCELLANEOUS		40	
				TOTAL LOST TIME			
				PERCENTAGE OF TOTAL TIME			
				TOTAL TIME IN PERIOD	2	20	
QC NARRATIVE(S) GENERAL COMMENTS Lost major repair to fix leak in rock box, misc. 40min excessive time to prime pump. SAFETY All crew members observed wearing required ppe.							
CONTRACTOR CERTIFICATION		On behalf of the contractor, I certify that this Report is complete and correct and all equipment and material used and work performed during this Reporting period are in compliance with the contract plans and specifications, to the best of my knowledge, except as noted above.					
QC REPRESENTATIVE'S SIGNATURE 		DATE 7/27/2019		SUPERINTENDENT'S INITIALS CEW		DATE 7/27/2019	

QUALITY CONTROL REPORT-BUCKET/PIPELINE										PAGE NO. 1	
CONTRACT NO. W912 78-18-D-0-103		CONTRACT TITLE Maintenance Dredge BW & T				CONTRACTOR Mike Hooks/Coastal Dredging				REPORT NO. 60	
CHARACTER OF REPORT		<input checked="" type="checkbox"/> MAINTENANCE <input type="checkbox"/> NEW WORK <input type="checkbox"/> ENVIRONMENTAL						DATE 07/27/2019			
DREDGE		NAME AND TYPE Coastal Rose DSC 18" Shark				SHIFTS PER DAY 2		DAYS PER WEEK 7			
		SIZE		HORSEPOWER		NO. OF CREW MEMBERS					
		PIPELINE 18"	DIPPER OR BUCKET	DREDGE PUMP 1200	SUCTION PIPE JET	CUTTER OR BUCKET 300 H.P.	DREDGE 7	SHORE 2	OTHER	TOTAL 9	
LOCATION/CHANNEL OF WORK											
LOCATION OF WORK		REACH DREDGED; STATION TO STATION 7+61 to 6+74			DISPOSAL AREA USED St Elmo		QTY DEPOSITED GROSS (CY) 1933		CUMMULATIVE AND QTY DEPOSIT FOR DA (CY) 28469		
CHARACTER OF MATERIAL (%)		GRAVEL 5	SAND 95	CLAY	MUD	SILT	HARDPAN	STONE	SHELL	OTHER	
CHANNEL CONDITION		AVERAGE DEPTH			BEFORE DREDGING 9.3			AFTER DREDGING 13			
RIVER/TIDE STAGE		MIN 6.7		TIME		MAX 5.2		TIME		GAGE LOCATION	
		MIN		TIME		MAX		TIME		GAGE DATUM msl	
WEATHER CONDITION		WEATHER Clear			TEMP (min/max) 72/88		VISIBILITY Clear		WIND light and variable		
WORK PERFORMED						DISTRIBUTION OF WORK					
ITEM		UNIT		QUANTITY		EFFECTIVE WORKING TIME (CHARGEABLE TO COST OF WORK)			HR.		MIN.
AVERAGE WIDTH OF CUT		FT		150		PUMPING OR DREDGING			7		45
TOTAL ADVANCE TO PERIOD		FT		87		PCT OF EFFECTIVE TIME					
TOTAL ADVANCE PREVIOUSLY		FT		8331		BOOSTER (IN LINE)					
TOTAL ADVANCE TO DATE		FT		8418		NON-EFFECTIVE WORKING TIME (CHARGEABLE COST OF WORK)					
SCOWS LOADED		NUMBER				HANDLING PIPE LINES					
AVERAGE LOAD PER SCOW		CY				HANDLING ANCHOR LINES					15
						CLEARING PUMP AND PUMP LINES					15
						CLEARING CUTTER AND SUCTION HEAD					
FLOATING PIPE 2000		SHORE PIPE 1950		SUBMERGED PIPE		WAITING FOR SCOWS					
TOTAL LENGTH OF DISCHARGE PIPE		FT		3950		TO AND FROM WHARF OR ANCHORAGE					
CUBIC YARDS REMOVED		GROSS		CREDITED		CHANGING LOCATION OF PLANT ON JOB					
AMOUNT DREDGE THIS DATE		1933		1740		LOSS DUE TO OPPOSING NATURAL ELEMENTS					
AMOUNT PREVIOUSLY REPORTED		105991		95393		SHORE LINE AND SHORE WORK					
TOTAL AMOUNT DREDGED TO DATE		107924		97133		WAITING FOR BOOSTER					
AMOUNT DREDGED PER PUMPING/CUTTING HR		249		225		MINOR OPERATING REPAIRS (EXPLAIN IN REMARKS)					
						WAITING FOR ATTENDANT PLANT					
						PREPARATION AND MAKING UP TOW					
						TRANSFERRING PLANT BETWEEN WORKS					
C		MODITY		CONSUMED		CREDITED		LAY TIME OFF SHIFT AND SATURDAYS			
ITEM		UNIT		QUANTITY		QUANTITY		SUNDAYS AND HOLIDAYS			
FUEL		BBL						FIRE DRILL			
ELECTRICITY		KW						MOVING OUT OF WAY OF TRAFFIC			
LUBRICANTS		GAL						MISCELLANEOUS (EXPLAIN IN REMARKS)			
MOB DATE		DREDGE START		DEMOB DATE		TOTAL NON-EFFECTIVE TIME					30
						PCT. OF NON-EFFECTIVE					
						TOTAL EFFECTIVE AND NON-EFFECTIVE TIME (CHARGEABLE TO COST OF WORK)			8		15

QUALITY CONTROL REPORT-BUCKET/PIPELINE					PAGE NO. 2	
CONTRACT NO. W912 78-18-D-0-103		CONTRACT TITLE Maintenance Dredge BW & T		CONTRACTOR Mike Hooks/Coastal Dredging		REPORT NO. 60
DREDGE						DATE 07/27/2019
ATTENDANT PLANT				LOST TIME (NOT CHARGEABLE TO COST OF WORK)		
ITEM	NAME OR NUMBER	H.P.	HOURS		HR	MIN
				MAJOR REPAIRS		
				CESSATION		
				COLLISIONS		
				MISCELLANEOUS	15	45
				TOTAL LOST TIME		
				PERCENTAGE OF TOTAL TIME		
				TOTAL TIME IN PERIOD	15	45
<p>QC NARRATIVE(S) GENERAL COMMENTS Per Erick Kendrick, washout and shut down dredge operations at 8am. Misc lost time for demobilization.</p> <p>SAFETY All crew members observed wearing required ppe.</p>						
CONTRACTOR CERTIFICATION		On behalf of the contractor, I certify that this Report is complete and correct and all equipment and material used and work performed during this Reporting period are in compliance with the contract plans and specifications, to the best of my knowledge, except as noted above.				
QC REPRESENTATIVE'S SIGNATURE		DATE 7/27/2019		SUPERINTENDENT'S INITIALS CEW		DATE 7/27/2019